

SOUTH AFRICAN PISTOL FEDERATION



NPA / PPC MATCH RULEBOOK

Version 3 published by the SAPF NPA/PPC Technical Committee and to be adopted on 2020-10-01
COPYRIGHT 2013 - SAPF

These rules endeavour to establish uniform standards for all NPA and PPC Match Competitions staged under the auspices of the South African Pistol Federation ("SAPF") and are specific to South Africa. Where members are to compete internationally, it is every competitor's responsibility to be familiar with the Match Rules as they stand, in the countries they are going to compete in, e.g. in the WA 1500 Rulebook, how they are applied internationally as well as to know the meaning behind those rules.

These rules govern the conduct of all NPA and PPC Matches in South Africa from the date on which they were adopted, supersedes all earlier editions or manuals and will remain in effect until specifically superseded. Competition officials, sponsors or directors may not alter these rules, except Regulations by national firearm laws. If Competition officials, sponsors or directors require additional rules for special conditions, the additions must be fully set forth in the program for the Competition concerned.

While these rules endeavour to provide for the efficient and orderly operation of a Competition many local range regulations exist for one reason only - SAFETY. Others serve a dual purpose, smooth range operation and SAFETY.

It is every competitor or tournament officials' responsibility to be familiar with these rules and how they are applied in South Africa. Where no alternatives are shown, the rules as they appear in the official and most current WA 1500 Rulebook will apply. For local conditions, references to yards in the WA 1500 Rulebook should be substituted with meters.

Recommendations for any rule changes may be forwarded to the NPA/PPC Technical Committee at least one month before the SAPF Annual Council Meeting ("ACM"). Decisions will be taken at or as soon as possible after the SAPF ACM and any rule changes will be implemented on 01 January of the following year.

Table of Contents

NPA Match Rules	6
Police Pistol A.....	6
Police Pistol B.....	8
Police Pistol Optical.....	9
Police Rifle	10
Pocket Gun (formerly known as Pocket Pistol)	11
Carry Gun	12
Service Pistol A.....	12
Service Pistol B.....	14
Service Pistol Optical	15
Service Rifle	16
Police Pistol II.....	17
Super Magnum	19
Super Magnum Optical	21
Vest Pistol.....	22
Police Shotgun.....	23
PPC Match Rules.....	24
1500 Revolver and Pistol Match.....	24
Distinguished Revolver	30
Distinguished Pistol.....	32
Open Match	35
Standard Revolver 4" (formerly known as Service Revolver).....	38
Standard Semi-automatic Pistol (formerly known as Stock semi-auto pistol).....	40
Standard Revolver 2.75" (formerly known as Off-duty revolver).....	43
Standard Revolver 2.75" 5 shot (formerly known as Off-duty revolver 5 shot).....	45
600 Match	47
General.....	50
Competitors Responsibility.....	50
Ear Protection	50

Eye Protection	50
Holsters	50
Optical Devices	50
Dropped Ammunition and Other Equipment	51
Ground Cloth	51
Range Control and Commands	51
Discipline	51
Cylinders Open	51
Revolvers or Pistols Unloaded	51
Loaded Revolvers or Pistols	51
Cease Firing	51
Not Ready	51
Loud Language	52
Delaying a Match	52
Policing Range	52
Competitors Will Score	52
Repeating Commands	52
Firing Line Commands	52
Temporary Disability: Substitute Positions	53
Artificial support	53
Scoring and how to score NPA/PPC targets using plastic overlay scoring gauges	54
Re-firing	56
Excessive Hits	57
Competitors' grading	58
Penalties	58
Early or Late shots	58
Wrong positions	58
Fault Lines	58
Number of rounds	58
Recording irregularities and penalties	59
Ties	59
Team Matches	59

Breaking Ties	59
Weighing of Triggers	59
Disqualification	60
Safety Violations	60
Disqualification Violations	61
Consequence of Disqualification.....	61
Achieving National Colours for NPA Discipline.....	62
Achieving National Colours for PPC Discipline.....	62

NPA Match Rules

Police Pistol A

Firearms: Factory manufactured (catalogue item) center-fire semi-automatic 9 mm Parabellum self-loading pistols only. No porting or compensators allowed. Barrel length not to exceed 6 inches (153 mm) and any replacement barrels may not be longer than the original factory barrel.

Sights: Any open metal sights from any manufacturer, in any colour. Rear sights may be fixed or adjustable and fixed open front sights may not extend beyond the front of the slide. Orthoptics, hooded or telescope sights are not allowed.

Grips: Orthopedic and target type as well as weighted grips are not allowed. Grips may be modified or changed because of the size of a competitor's hands or to facilitate loading. Finger groove and slip on grips are allowed. Thumb rest grips/stocks or those flared at the base are not allowed nor is tape on the grip or any substance (except sweat preventers) which results in a sticky surface to the grip or hand.

Trigger: Trigger pull must not be less than 3 lbs (1 360 g) single action or those of double action capability only.

Position: Standing, both hands may be used to hold or steady the firearm.

Ready position: Pistol held at 45 degrees, pointing at ground while targets are not facing. Firearm will be loaded, with a round in the chamber and hammer may be cocked.

Targets: HGW6 Sport Shooting PP1 Full, one per competitor.

Disciplines	PPA/B/OPT, PP2, PG, CG, MAG/OPT
Size: width/height	Target Dimensions
Target Over All	450 x 770
X	Circle 50
10	85 x 150
9	180 x 305
8	275 x 450
7	360 x 600
6	450 x 760
5	Rest of Target
All measurements in : mm	



Ammunition: 30 rounds of hand or factory loaded ammunition, to be supplied by the competitor.

Course of Fire:

Practice 1 25M 12 shots in 2 minutes (120 seconds – to include reloading of 6 rounds).

Practice 2 15M 12 shots in two strings of 6. The targets will make 6 appearances of 2 seconds, with intervals of 5 seconds.

One shot to be fired at each appearance. Ready position between target exposures must be 45 degrees or more below the line of sight.

Practice 3 10M 6 shots only. The targets will make 3 appearances of 2 seconds with intervals of 5 seconds. Six shots to be fired, 2 at every appearance. Ready position between target exposures must be 45 degrees or more below the line of sight.

Malfunctions: Other than defective targets, target mechanisms, range failures or range malfunctions, there are no allowances for malfunctions and no competitor will be allowed to re-fire because of a disabled pistol, a defective cartridge or any shooter or firearm related malfunction.

Police Pistol B

Firearms:

Revolvers - A revolver chambered to fire center-fire cartridges of .354 caliber or larger. No porting or compensators allowed. Barrel length not to exceed 6 inches.

Pistols - Center-fire semi-automatic pistols of .354 caliber or larger. No porting or compensators allowed. Barrel length not to exceed 6 inches (153 mm).

Sights: Any open metal sights from any manufacturer, in any colour. Rear sights may be fixed or adjustable and fixed open front sights may not extend beyond the front of the barrel of the revolver or the slide or the pistol. Orthoptics, hooded or telescope sights are not allowed.

Grips: Orthopedic and target type as well as weighted grips are not allowed. Stock may be modified or changed because of the competitor's hand. Finger groove and slip-on grips are allowed, thumb rest grips/stocks or those flared at the base are not allowed nor is the tape on the grips/stock or any substance (except sweat prevention) which results in a sticky surface to the grip/stock or hand.

Trigger:

Revolvers - If the revolver has single-action capability, the single action trigger pull must not be less than 2.5 lbs. (1 135 g). A trigger stop is allowed.

Pistols - Trigger pull must not be less than 3 lbs (1 360 g) single action or those of double action capability only. A trigger stop is allowed.

Position: Standing, both hands may be used to hold or steady the firearm.

Ready position: Firearm held at 45 degrees, pointing at ground while targets are not facing. Firearm will be loaded, with a round in the chamber and hammer may be cocked.

Targets: HGW6 Sport Shooting PP1 Full, one per competitor.

Ammunition: 30 rounds of hand or factory loaded ammunition, to be supplied by the competitor.

Course of Fire:

Practice 1 25M 12 shots in 120 seconds (to include reloading of 6 rounds).

Practice 2 15M 12 shots in two strings of 6. The targets will make 6 appearances of 2 seconds, with intervals of 5 seconds. One shot to be fired at each appearance. Ready position between target exposures must be 45 degrees or more below the line of sight.

Practice 3 10M 6 shots only. The targets will make 3 appearances of 2 seconds with intervals of 5 seconds. Six shots to be fired, 2 at every appearance. Ready position between target exposures must be 45 degrees or more below the line of sight.

Malfunctions: Other than defective targets, target mechanisms, range failures or range malfunctions, there are no allowances for malfunctions and no competitor will be allowed to re-fire because of a disabled pistol, a defective cartridge or any shooter or firearm related malfunction.

Police Pistol Optical

Firearms:

Revolvers - A revolver chambered to fire center-fire cartridges .354 caliber or larger. There are no restrictions on the barrel.

Pistols - Center-fire semi-automatic pistols of .354 caliber or larger. There are no restrictions on the barrel.

Sights: No restrictions other than possibly the national firearm laws. Optical or electronic, fixed or adjustable. Front sight may not extend beyond the muzzle.

Grips: Orthopedic and target type as well as weighted grips are not allowed. Grips may be modified or changed because of the size of a competitor's hands or to facilitate loading. Finger groove and slip on grips are allowed. Thumb rest grips/stocks or those flared at the base are not allowed nor is tape on the grip or any substance (except sweat preventers) which results in a sticky surface to the grip or hand.

Trigger:

Revolvers - If the revolver has single-action capability the single action trigger pull must be at least 2.5 lbs. (1135 g). A Trigger stop is allowed.

Pistols - Trigger pull not less than 3 lbs. (1360 g) single action or for those of double action capability only. A trigger stop is allowed.

Position: Standing, both hands may be used to hold or steady the firearm.

Ready position: Pistol held at 45 degrees, pointing at ground while targets are not facing. Firearm will be loaded, with a round in the chamber and hammer may be cocked.

Targets: HGW6 Sport Shooting PP1 Full, one per competitor.

Ammunition: 30 rounds of hand or factory loaded ammunition, to be supplied by the competitor.

Course of Fire:

Practice 1 25M 12 shots in 120 seconds (to include reloading of 6 rounds).

Practice 2 15M 12 shots in strings of 6. The targets will make 6 appearances of 2 seconds, with intervals of 5 seconds. One shot to be fired at each appearance. Ready position between target exposures must be 45 degrees or more below the line of sight.

Practice 3 10M 6 shots only. The targets will make 3 appearances of 2 seconds with intervals of 5 seconds. Six shots to be fired, 2 at every appearance. Ready position between target exposures must be 45 degrees or more below the line of sight.

Malfunctions: Other than defective targets, target mechanisms, range failures or range malfunctions, there are no allowances for malfunctions and no competitor will be allowed to re-fire because of a disabled pistol, a defective cartridge or any shooter or firearm related malfunction.

Police Rifle

Firearms:

Semi Auto Pistol Calibre Carbine - A rifle chambered to fire center-fire cartridges .354 caliber or larger. There are no restrictions on the barrel length.

Semi Auto .22lr - A rifle chambered to fire .22lr calibre only. There are no restrictions on the barrel length.

Semi Auto Carbine - A rifle chambered to fire center-fire cartridges .223 caliber or larger. There are no restrictions on the barrel length.

Lever Action - A rifle chambered to fire center-fire cartridges .354 caliber or larger. There are no restrictions on the barrel length.

Bolt Action - A rifle chambered to fire .22lr calibre only. There are no restrictions on the barrel length.

Sights: No restrictions other than possibly the national firearm laws. Optical or electronic, fixed or adjustable. Front sight may not extend beyond the muzzle.

Grips: Orthopedic and target type as well as weighted grips are not allowed. Grips may be modified or changed because of the size of a competitor's hands or to facilitate loading. Finger groove and slip on grips are allowed. Thumb rest grips/stocks or those flared at the base are not allowed nor is tape on the grip or any substance (except sweat preventers) which results in a sticky surface to the grip or hand.

Trigger: **The trigger must be safe in the opinion of the range officer.**

Position: Standing, both hands must be used to hold or steady the firearm.

Ready position: firearm held at 45 degrees, pointing at ground while targets are not facing. Firearm will be loaded, with a round in the chamber and hammer may be cocked.

Targets: PP1 target reduced to 50%, one per competitor.

Ammunition: 30 rounds of hand or factory loaded ammunition, to be supplied by the competitor.

Course of Fire:

Practice 1 25M 12 shots in 120 seconds (to include reloading of 6 rounds).

Practice 2 15M 12 shots in strings of 6. The targets will make 6 appearances of 3 seconds, with intervals of 5 seconds. One shot to be fired at each appearance. Ready position between target exposures must be 45 degrees or more below the line of sight.

Practice 3 10M 6 shots only. The targets will make 3 appearances of 3 seconds with intervals of 5 seconds. Six shots to be fired, 2 at every appearance. Ready position between target exposures must be 45 degrees or more below the line of sight.

Practice 3 10M **BOLT ACTION Rifle** 6 shots only. The targets will make 3 appearances of 6 seconds with intervals of 5 seconds. Six shots to be fired, 2 at every appearance. Ready position between target exposures must be 45 degrees or more below the line of sight.

Malfunctions: Other than defective targets, target mechanisms, range failures or range malfunctions, there are no allowances for malfunctions and no competitor will be allowed to re-fire because of a disabled rifle, a defective cartridge or any shooter or firearm related malfunction.

Pocket Gun (formerly known as Pocket Pistol)

Firearms:

Revolvers - Any revolver chambered to fire center-fire cartridges .32 caliber or larger. Barrel length not to exceed 2.75 inches. Porting and compensators allowed.

Pistols: Center-fire semi-automatic pistols of .32 caliber or larger. **Barrel length not to exceed 4 inches.** Pistols, in the condition as they are to be shot, with magazine inserted **but not loaded**, to fit into a box with size **(190x140x40)**. A 5mm tolerance in any one direction only will be allowed. Porting and compensators allowed.

Sights: Any open metal sights from any manufacturer, in any colour. Rear sights may be fixed or adjustable and fixed open front sights may not extend beyond the front of the barrel of the revolver or the slide or the pistol. Orthoptics, hooded or telescope sights are not allowed.

Grips: Orthopedic and target type as well as weighted grips are not allowed. Stock may be modified or changed because of the competitor's hand. Finger groove and slip-on grips are allowed, thumb rest grips/stocks or those flared at the base are not allowed nor is the tape on the grips/stock or any substance (except sweat prevention) which results in a sticky surface to the grip/stock or hand.

Trigger:

Revolvers - If the revolver has single-action capability the single action trigger pull must not be less than 2.5 lbs. (1 135 g). A trigger stop is allowed.

Pistols - Trigger pull must not be less than 3 lbs (1 360 g) single action or those of double action capability only. A trigger stop is allowed.

Position: Standing, both hands may be used to hold or steady the firearm.

Ready position: Pistol held at 45 degrees, pointing at ground while targets are not facing. Firearm will be loaded, with a round in the chamber and hammer may be cocked.

Targets: HGW6 Sport Shooting PP1 Full, one per competitor.

Ammunition: 30 rounds of hand or factory loaded ammunition, to be supplied by the competitor.

Course of Fire:

Practice 1 15M 10 shots in 100 seconds (to include reloading of 5 rounds).

Practice 2 10M 10 shots in two strings of 5. The target will make 5 appearances of 2 seconds with intervals of 5 seconds. One shot to be fired at each appearance. Ready position between target exposures is 45 degrees or more below the line of sight.

Practice 3 7M The target will make 3 appearances of 2 seconds with intervals of 5 seconds. Five shots to be fired, not more than 2 shots per appearance i.e. (2.2.1) (2.1.2) (1.2.2). This detail to be shot twice. Ready position between target exposures is 45 degrees or more below the line of sight.

Malfunctions: Other than defective targets, target mechanisms, range failures or range malfunctions, there are no allowances for malfunctions and no competitor will be allowed to re-fire because of a disabled pistol, a defective cartridge or any

shooter or firearm related malfunction.

Carry Gun

Firearms:

Revolvers: Any revolver chambered to fire center-fire cartridges .32 caliber or larger. Barrel length not to exceed 4 inches. Porting and compensators allowed.

Pistols: Center-fire semi-automatic pistols of .32 caliber or larger. **Pistols without magazine to fit into a box with size (220x145x40mm).** A 5mm tolerance in any one direction only will be allowed. Porting and compensators allowed, but bull-barreled or target type pistols are not allowed.

Sights: Any open metal sights from any manufacturer, in any colour, but pistols retrofitted with target sights are not allowed. Rear sights may be fixed or adjustable and fixed open front sights may not extend beyond the front of the barrel of the revolver or the slide or the pistol. Orthoptics, hooded or telescope sights are not allowed.

Grips: Orthopedic and target type as well as weighted grips are not allowed. Stock may be modified or changed because of the competitor's hand. Finger groove and slip-on grips are allowed, thumb rest grips/stocks or those flared at the base are not allowed nor is the tape on the grips/stock or any substance (except sweat prevention) which results in a sticky surface to the grip/stock or hand.

Trigger:

Revolvers - If the revolver has single-action capability the single action trigger pull must not be less than 2.5 lbs. (1 135 g). A trigger stop is allowed.

Pistols - Trigger pull must not be less than 3 lbs (1 360 g) single action or those of double action capability only. A trigger stop is allowed.

Position: Standing, both hands may be used to hold or steady the firearm.

Ready position: Pistol held at 45 degrees, pointing at ground while targets are not facing. Firearm will be loaded, with a round in the chamber and hammer may be cocked.

Targets: HGW6 Sport Shooting PP1 Full, one per competitor.

Ammunition: 30 rounds of hand or factory loaded ammunition, to be supplied by the competitor.

Course of Fire (30 Rounds)

Practice 1 20M 10 shots in 100 seconds (to include reloading of 5 rounds).

Practi	1	10 shots in two strings of 5. The target will make 5 appearances of 2 seconds with intervals of 5 seconds. One shot to be fired at each appearance. Ready between target exposures is 45 degrees or more line of sight.
Practi	1	The target will make 3 appearances of 2 seconds intervals of 5 seconds. Five shots to be fired, not than 2 shots per appearance i.e. (2.2.1) (2.1.2) This detail to be shot twice. Ready position between

target exposures is 45 degrees or more below the line of sight.

Malfunctions: Other than defective targets, target mechanisms, range failures or range malfunctions, there are no allowances for malfunctions and no competitor will be allowed to re-fire because of a disabled pistol, a defective cartridge or any shooter or firearm related malfunction.

Service Pistol A

Firearms: Factory manufactured (catalogue item) center-fire semi-automatic 9 mm Parabellum self-loading pistols only. No porting or compensators allowed. Barrel length not to exceed 6 inches (153 mm) and any replacement barrels may not be longer than the original factory barrel.

Sights: Any open metal sights from any manufacturer, in any colour. Rear sights may be fixed or adjustable and fixed open front sights may not extend beyond the front of the slide. Orthoptics, hooded or telescope sights are not allowed.

Grips: Orthopedic and target type as well as weighted grips are not allowed. Grips may be modified or changed because of the size of a competitor's hands or to facilitate loading. Finger groove and slip on grips are allowed. Thumb rest grips/stocks or those flared at the base are not allowed nor is tape on the grip or any substance (except sweat preventers) which results in a sticky surface to the grip or hand.

Trigger: Trigger pull must not be less than 3 lbs (1 360 g) single action or those of double action capability only.

Position: Standing, both hands may be used to hold or steady the firearm.

Ready position: Pistol held at waist height parallel to the ground, pointing to the targets. Firearm will be loaded, with a round in the chamber and hammer may be cocked.

Targets: HGW Sport Shooting Service Pistol B Full, 2 per Competitor.

Disciplines	SPA/B/OPT
Size: width/height	Target Dimensions
Target Over All	435 x 770
X	Circle 50
5	Circle 80
4	Circle 160
3	Circle 300
2	Rest of Target
All measurements in : mm	



Ammunition: 24 rounds of hand or factory loaded ammunition, to be supplied by the competitor.

Course of Fire:

Practice 1	2 5 M	6 shots on the left target in 15 seconds.
Practice 2	2	6 shots, 3 on each target in 10 seconds.
Practice 2	2	6 shots on the right target. The target will make 3 appearances of 3 seconds with intervals of 5 seconds. 2 shots to be fired at each appearance. The pistol must be returned to the "ready" position between target exposures.
Practice 4	1 0	6 shots, 3 on each target in 6 seconds.

Malfunctions: Other than defective targets, target mechanisms, range failures or range malfunctions, there are no allowances for malfunctions and no competitor will be allowed to re-fire because of a disabled pistol, a defective cartridge or any shooter or firearm related malfunction.

Service Pistol B

Firearms:

Revolvers - A revolver chambered to fire center-fire cartridges of .354 caliber or larger. No porting or compensators allowed. Barrel length not to exceed 6 inches.

Pistols - Center-fire semi-automatic pistols of .354 caliber or larger. No porting or compensators allowed. Barrel length not to exceed 6 inches (153 mm).

Sights: Any open metal sights from any manufacturer, in any colour. Rear sights may be fixed or adjustable and fixed open front sights may not extend beyond the front of the slide. Orthoptics, hooded or telescope sights are not allowed.

Grips: Orthopedic and target type as well as weighted grips are not allowed. Grips may be modified or changed because of the size of a competitor's hands or to facilitate loading. Finger groove and slip on grips are allowed. Thumb rest grips/stocks or those flared at the base are not allowed nor is tape on the grip or any substance (except sweat preventers) which results in a sticky surface to the grip or hand.

Trigger:

Revolvers - If the revolver has single-action capability the single action trigger pull must not be less than 2.5 lbs. (1 135 g). A trigger stop is allowed.

Pistols - Trigger pull must not be less than 3 lbs (1 360 g) single action or those of double action capability only. A trigger stop is allowed.

Position: Standing, both hands may be used to hold or steady the firearm.

Ready position: Pistol held at waist height parallel to the ground, pointing to the targets. Firearm will be loaded, with a round in the chamber and hammer may be cocked.

Targets: HGW Sport Shooting Service Pistol B Full, 2 per Competitor.

Ammunition: 24 rounds of hand or factory loaded ammunition, to be supplied by the competitor.

Course of Fire (24 rounds)

Practice 1 25M 6 shots on the left target in 15 seconds.

Practice 2 20M 6 shots, 3 on each target in 10 seconds.

Practice 3 15M 6 shots on the right target. The target will make 3 appearances of 3 seconds with intervals of 5 seconds. 2 shots to be fired at each appearance. The pistol must be returned to the "ready" position between target exposures.

Practice 4 10M 6 shots, 3 on each target in 6 seconds.

Malfunctions: Other than defective targets, target mechanisms, range failures or range malfunctions, there are no allowances for malfunctions and no competitor will be allowed to re-fire because of a disabled pistol, a defective cartridge or any shooter or firearm related malfunction.

Service Pistol Optical

Firearms:

Revolvers - A revolver chambered to fire center-fire cartridges .354 caliber or larger. There are no restrictions on the barrel.

Pistols - Center-fire semi-automatic pistols of .354 caliber or larger. There are no restrictions on the barrel.

Sights: No restrictions other than possibly the national firearm laws. Optical or electronic, fixed or adjustable. Front sight may not extend beyond the muzzle.

Grips: Orthopedic and target type as well as weighted grips are not allowed. Grips may be modified or changed because of the size of a competitor's hands or to facilitate loading. Finger groove and slip on grips are allowed. Thumb rest grips/stocks or those flared at the base are not allowed nor is tape on the grip or any substance (except sweat preventers) which results in a sticky surface to the grip or hand.

Trigger:

Revolvers - If the revolver has single-action capability the single action trigger pull must not be less than 2.5 lbs. (1 135 g). A trigger stop is allowed.

Pistols - Trigger pull must not be less than 3 lbs (1 360 g) single action or those of double action capability only. A trigger stop is allowed.

Position: Standing, both hands may be used to hold or steady the firearm.

Ready position: Pistol held at waist height parallel to the ground, pointing to the targets. Firearm will be loaded, with a round in the chamber and hammer may be cocked.

Targets: HGW Sport Shooting Service Pistol B Full, 2 per Competitor.

Ammunition: 24 rounds of hand or factory loaded ammunition, to be supplied by the competitor.

Course of Fire (24 rounds)

Practice 1 25M 6 shots on the left target in 15 seconds.

Practice 2 20M 6 shots, 3 on each target in 10 seconds.

Practice 3 15M 6 shots on the right target. The target will make 3 appearances of 3 seconds with intervals of 5 seconds. 2 shots to be fired at each appearance. The pistol must be returned to the "ready" position between target exposures.

Practice 4 10M 6 shots, 3 on each target in 6 seconds.

Malfunctions: Other than defective targets, target mechanisms, range failures or range malfunctions, there are no allowances for malfunctions and no competitor will be allowed to re-fire because of a disabled pistol, a defective cartridge or any shooter or firearm related malfunction.

Service Rifle

Firearms:

Semi Auto Pistol Calibre Carbine - A rifle chambered to fire center-fire cartridges .354 caliber or larger. There are no restrictions on the barrel length.

Semi Auto .22lr - A rifle chambered to fire .22lr calibre only. There are no restrictions on the barrel length.

Semi Auto Carbine - A rifle chambered to fire center-fire cartridges .223 caliber or larger. There are no restrictions on the barrel length.

Lever Action - A rifle chambered to fire center-fire cartridges .354 caliber or larger. There are no restrictions on the barrel length.

Sights: No restrictions other than possibly the national firearm laws. Optical or electronic, fixed or adjustable. Front sight may not extend beyond the muzzle.

Grips: Orthopedic and target type as well as weighted grips are not allowed. Grips may be modified or changed because of the size of a competitor's hands or to facilitate loading. Finger groove and slip on grips are allowed. Thumb rest grips/stocks or those flared at the base are not allowed nor is tape on the grip or any substance (except sweat preventers) which results in a sticky surface to the grip or hand.

Trigger: **The trigger must be safe in the opinion of the range officer.**

Position: Standing, both hands may be used to hold or steady the firearm.

Ready position: Rifle held at waist height parallel to the ground, pointing to the targets. Firearm will be loaded, with a round in the chamber and hammer may be cocked.

Targets: Service Pistol B target reduced to 50%, 2 per Competitor.

Ammunition: 24 rounds of hand or factory loaded ammunition, to be supplied by the competitor.

Course of Fire (24 rounds)

Practice 1 25M 6 shots on the left target in 15 seconds.

Practice 2 20M 6 shots, 3 on each target in 10 seconds.

Practice 3 15M 6 shots on the right target. The target will make 3 appearances of 3 seconds with intervals of 5 seconds. 2 shots to be fired at each appearance. The pistol must be returned to the "ready" position between target exposures.

Practice 4 10M 6 shots, 3 on each target in 8 seconds.

Malfunctions: Other than defective targets, target mechanisms, range failures or range malfunctions, there are no allowances for malfunctions and no competitor will be allowed to re-fire because of a disabled pistol, a defective cartridge or any shooter or firearm related malfunction.

Police Pistol II

Firearms: Any center-fire pistol or revolver .354 to .455 calibers. Only one spare magazine or quick loader and a suitable holster are allowed.

Sights: Any open metal sights from any manufacturer, in any colour. Rear sights may be fixed or adjustable and fixed open front sights may not extend beyond the front of the slide. Orthoptics, hooded or telescope sights are not allowed.

Grips: Orthopedic and target type as well as weighted grips are not allowed. Grips may be modified or changed because of the size of a competitor's hands or to facilitate loading. Finger groove and slip on grips are allowed. Thumb rest grips/stocks or those flared at the base are not allowed nor is tape on the grip or any substance (except sweat preventers) which results in a sticky surface to the grip or hand.

Trigger:

Revolvers - If the revolver has single action capability the single action trigger pull must not be less than 2.5 lbs. (1 135 g). A trigger stop is allowed.

Pistols - Trigger pull must not be less than 3 lbs (1 360 g) single action or those of double action capability only. A trigger stop is allowed.

Ready position for Practice 1: Standing with the firearm held at 45 degrees, pointing at ground while targets are not facing. Firearm will be loaded, with a round in the chamber and hammer may be cocked.

Ready position for rest of practices: Standing with firearm holstered. Hands must be clear of the firearm. Revolver loaded but may not be cocked, while pistols loaded but no round chambered, hammer may be cocked.

Targets: HGW6 Sport Shooting PP1 Full, one per competitor.

Ammunition: A maximum of 66 rounds of hand loaded or factory loaded ammunition, to be supplied by the competitor.

Course of Fire:

Sighting series - 6 sighting shots at 50 meters in 5 minutes (300 seconds). Telescopes or binoculars may be used for spotting. Other than the sighting series no telescope or binoculars are allowed.

During the sighting series, it is advisable for all competitors to shoot until their firearm is empty and returned to their holster, before using either their telescope or binoculars.

However, an allowance can be made for competitors wishing to see where they are shooting while their firearm is still loaded in-between sighting shots, provided that: **their hammer is down and their revolver is returned to their holster only; or their slide is forward, their hammer down and their pistol is returned to their holster only.**

Firearms may not be placed on the ground or anywhere except in the holster or held in hand during the warm-up stage, in order for competitors to use their telescope or binoculars. The pistol's safety may also not be used.

Practice 1 10M 12 rounds. 6 shots in 5 seconds from the ready position, Repeated **Score/Change Target.**

Practice 2 50M 24 rounds in 3 minutes (180 seconds - all reloading must take place after changing positions, single or double action).

6 shots prone

6 shots kneeling observing the line or sitting

6 shots standing, left hand, left side of barricade

6 shots standing, right hand, right side of barricade

Score/Change Target.

Practice 3 25M 24 rounds in 2 minutes (120 seconds - all reloading must take place after changing positions, double action only)

6 shots standing, unsupported

6 shots kneeling observing the line or sitting

6 shots standing, right hand, right side of barricade 6 shots standing, left hand, left side of barricade **Score/Change Target.**

Malfunctions: Other than defective targets, target mechanisms, range failures or range malfunctions, there are no allowances for malfunctions and no competitor will be allowed to re-fire because of a disabled pistol, a defective cartridge or any shooter or firearm related malfunction.

General: Only one pre-filled quick loader or spare magazine may be used and the remaining ammunition for the practice must be carried on the shooting person and not placed on the ground. In practice 2 and 3, once the revolver or pistol is loaded the competitors will have one spare filled quick loader or magazine and the remaining 12 loose rounds in a pocket, belt or pouch which must be loaded by hand during the practice. **Any quick loader, magazine, rounds or other items needed for practice 2 and 3, which falls to the ground or is dropped, must be considered lost and may not be picked up or retrieved for use.** A conventional right- or left-handed holster must be used. For safety reasons, shoulder, cross draw, or holsters which require releasing by insertion of finger within the trigger guard will not be allowed. Holsters must completely cover the trigger.

Super Magnum

Firearms: Any magnum pistol or revolver, chambered to fire center-fire cartridges of .357 caliber or larger. No restrictions on barrel length. Porting or compensators are allowed.

Sights: Any open metal sights from any manufacturer, in any colour. Rear sights may be fixed or adjustable and fixed open front sights may not extend beyond the front of the barrel of the revolver or the slide or the pistol. Orthoptics, hooded or telescope sights are not allowed.

Grips: Orthopedic and target type as well as weighted grips are not allowed. Stock may be modified or changed because of the competitor's hand. Finger groove and slip-on grips are allowed, thumb rest grips/stocks or those flared at the base are not allowed nor is the tape on the grips/stock or any substance (except sweat prevention) which results in a sticky surface to the grip/stock or hand.

Trigger:

Revolvers - If the revolver has single-action capability the single action trigger pull must not be less than 2.5 lbs. (1 135 g). A trigger stop is allowed.

Pistols - Trigger pull must not be less than 3 lbs (1 360 g) single action or those of double action capability only. A trigger stop is allowed.

Position: Standing, both hands may be used to hold or steady the firearm.

Ready position: Pistol held at 45 degrees, pointing at ground while targets are not facing. Firearm will be loaded, with a round in the chamber and hammer may be cocked.

Targets: HGW6 Sport Shooting PP1 Full, one per competitor.

Ammunition: 30 rounds of hand or factory loaded ammunition, to be supplied by the competitor, with a minimum Foot Pounds of Energy ("FPE") factor of 464. FPE to be calculated by a Range Officer, with at least 3 rounds obtained from each competitor at random, with the use of a chronograph and scale, by way of the following formula:

Bullet Weight (gr) x feet per second divided by 450240 - Min Requirement = 464 FPE
 e.g.: 158 gr Bullet @ 1150 fps $158 \times 1150 \times 1150$ divided by 450240 = 464 FPE

e.g.: 200 gr Bullet @ 1025 fps $200 \times 1025 \times 1025$ divided by 450240 = 466 FPE

e.g.: 240 gr Bullet @ 935 fps $240 \times 935 \times 935$ divided by 450240 = 466 FPE

Course of Fire:

Practice 1 25M 10 shots in 120 seconds (to include reloading of 5 rounds).

Practice 2 15M 10 shots in two strings of 5. The targets will make 5 appearances of 3 seconds, with intervals of 5 seconds. One shot to be fired at each appearance. Ready position between target exposures must be 45 degrees or more below the line of sight.

Practice 3 10M 10 shots in two strings of 5. The targets will make 5 appearances of 2 seconds, with intervals of 5 seconds. One shot to be fired at each appearance. This detail to be shot twice. Ready position between target exposures must be 45 degrees or more below the line of sight.

Malfunctions: Other than defective targets, target mechanisms, range failures or range malfunctions, there are no allowances for malfunctions and no competitor will be allowed to re-fire because of a disabled pistol, a defective cartridge or any shooter or firearm related malfunction.

Super Magnum Optical

Firearms: Any magnum pistol or revolver, chambered to fire center-fire cartridges of .357 caliber or larger. No restrictions on barrel length. Porting or compensators are allowed.

Sights: No restrictions other than possibly the national firearm laws. Optical or electronic, fixed or adjustable. Front sight may not extend beyond the muzzle.

Grips: Orthopedic and target type as well as weighted grips are not allowed. Stock may be modified or changed because of the competitor's hand. Finger groove and slip-on grips are allowed, thumb rest grips/stocks or those flared at the base are not allowed nor is the tape on the grips/stock or any substance (except sweat prevention) which results in a sticky surface to the grip/stock or hand.

Trigger:

Revolvers - If the revolver has single-action capability the single action trigger pull must not be less than 2.5 lbs. (1 135 g). A trigger stop is allowed.

Pistols - Trigger pull must not be less than 3 lbs (1 360 g) single action or those of double action capability only. A trigger stop is allowed.

Position: Standing, both hands may be used to hold or steady the firearm.

Ready position: Pistol held at 45 degrees, pointing at ground while targets are not facing. Firearm will be loaded, with a round in the chamber and hammer may be cocked.

Targets: HGW6 Sport Shooting PP1 Full, one per competitor.

Ammunition: 30 rounds of hand or factory loaded ammunition, to be supplied by the competitor, with a minimum Foot Pounds of Energy ("FPE") factor of 464. FPE to be calculated by a Range Officer, with at least 3 rounds obtained from each competitor at random, with the use of a chronograph and scale, by way of the following formula:

Bullet Weight (gr) x feet per second divided by 450240 - Min Requirement = 464 FPE
 e.g.: 158 gr Bullet @ 1150 fps $158 \times 1150 \times 1150$ divided by 450240 = 464 FPE

e.g.: 200 gr Bullet @ 1025 fps $200 \times 1025 \times 1025$ divided by 450240 = 466 FPE

e.g.: 240 gr Bullet @ 935 fps $240 \times 935 \times 935$ divided by 450240 = 466 FPE

Course of Fire:

Practice 1 25M 10 shots in 120 seconds (to include reloading of 5 rounds).

Practice 2 15M
 appearances of 3 seconds, with intervals of 5
 One shot to be fired at each appearance. Ready between target exposures must be 45 degrees or more below the line of sight.

Practice 3 10M 10 shots in two strings of 5. The targets will make 5 appearances of 2 seconds, with intervals of 5 seconds. One shot to be fired at each appearance. This detail to be shot twice. Ready position between target exposures must

be 45 degrees or more below the line of sight.

Malfunctions: Other than defective targets, target mechanisms, range failures or range malfunctions, there are no allowances for malfunctions and no competitor will be allowed to re-fire because of a disabled pistol, a defective cartridge or any shooter or firearm related malfunction.

Vest Pistol

Firearms: Any pistol chambered to fire center-fire cartridges in .25 ACP (6.35mm) caliber. Barrel length not to exceed 2 inches. No porting or compensators allowed.

Sights: Any open metal sights from any manufacturer, in any colour. Rear sights may be fixed or adjustable and fixed open front sights may not extend beyond the front of the barrel of the revolver or the slide or the pistol. Orthoptics, hooded or telescope sights are not allowed.

Grips: Orthopedic and target type as well as weighted grips are not allowed. Stock may be modified or changed because of the competitor's hand. Finger groove and slip-on grips are allowed, thumb rest grips/stocks or those flared at the base are not allowed nor is the tape on the grips/stock or any substance (except sweat prevention) which results in a sticky surface to the grip/stock or hand.

Trigger: Trigger pull of pistol must not be less than 3 lbs (1 360 g) single action or those of double action capability only. A trigger stop is allowed.

Ready position: Standing, both hands may be used to hold or steady the firearm. Pistol held at 45 degrees, pointing at ground while targets are not facing. Firearm will be loaded, with a round in the chamber and hammer may be cocked.

Targets: HGW6 Sport Shooting PP1 Full, one per competitor.

Ammunition: 30 rounds of hand or factory loaded ammunition, to be supplied by the competitor.

Course of Fire:

Practice 1 10M 10 shots in 100 seconds (to include reloading of 5 rounds).

Practice 2 7M 10 shots in two strings of 5. The target will make 5 appearances of 2 seconds with intervals of 5 seconds. One shot to be fired at each appearance. Ready position between target exposures is 45 degrees or more below the line of sight.

Practice 3 3M The target will make 3 appearances of 2 seconds with intervals of 5 seconds. Five shots to be fired, not more than 2 shots per appearance i.e. (2.2.1) (2.1.2) (1.2.2). This detail to be shot twice. Ready position between target exposures is 45 degrees or more below the line of sight.

Malfunctions: Other than defective targets, target mechanisms, range failures or range malfunctions, there are no allowances for malfunctions and no competitor will be allowed to re-fire because of a disabled pistol, a defective cartridge or any shooter or firearm related malfunction.

Police Shotgun

Firearms:

Pump Action Shotgun - A shotgun chambered to 12 Gauge calibre ammunition. There are no restrictions on the barrel length.

Semi Auto Shotgun - A shotgun chambered to 12 Gauge calibre ammunition. There are no restrictions on the barrel length.

Sights: No restrictions other than possibly the national firearm laws. Optical or electronic, fixed or adjustable. Front sight may not extend beyond the muzzle.

Grips: Orthopedic and target type as well as weighted grips are not allowed. Grips may be modified or changed because of the size of a competitor's hands or to facilitate loading. Finger groove and slip on grips are allowed. Thumb rest grips/stocks or those flared at the base are not allowed nor is tape on the grip or any substance (except sweat preventers) which results in a sticky surface to the grip or hand.

Trigger: The trigger must be safe in the opinion of the range officer.

Position: Standing, both hands must be used to hold or steady the firearm.

Ready position: firearm held at 45 degrees, pointing at ground while targets are not facing. Firearm will be loaded, with a round in the chamber and hammer may be cocked.

Targets: PP1 target reduced to 50%, one per competitor.

Ammunition: 20 rounds of hand or factory loaded ammunition, to be supplied by the competitor.

Course of Fire:

Practice 1 25M 7 shots in 90 seconds (to include reloading of 3 rounds).

Practice 2 15M 7 shots in strings of 7. The targets will make 7 appearances of 3 seconds, with intervals of 5 seconds. One shot to be fired at each appearance. Ready position between target exposures must be 45 degrees or more below the line of sight.

Practice 3 10M 6 shots only. The targets will make 3 appearances of 3 seconds with intervals of 5 seconds. Six shots to be fired, 2 at every appearance. Ready position between target exposures must be 45 degrees or more below the line of sight.

Malfunctions: Other than defective targets, target mechanisms, range failures or range malfunctions, there are no allowances for malfunctions and no competitor will be allowed to re-fire because of a disabled rifle, a defective cartridge or any shooter or firearm related malfunction.

PPC Match Rules

1500 Revolver and Pistol Match

Firearms:

Revolvers - A revolver chambered to fire center-fire cartridges .32 caliber or larger. Specifically prohibited is any system of recoil control based on compensators, barrel venting or barrel porting. Barrel length not to exceed 6 inches (153 mm).

Pistols - Center-fire semi-automatic pistols of .35 caliber or larger. Specifically prohibited is any system of recoil control based on compensators, barrel venting or barrel porting. Barrel length not to exceed 6 inches (153 mm).

Sights: Sights may be fixed or adjustable, front sight may not extend beyond the muzzle or the revolver barrel, the maximum sight radius to be no more than 8.5 inches (216 mm). Hooded or telescope sights prohibited. Sight guards may not extend rearward more than 2 inches (51 mm).

Grips: Orthopedic and target type as well as weighted grips are not allowed. Grips may be modified or changed because of the size of a competitor's hands or to facilitate loading. Finger groove and slip on grips are allowed. Thumb rest grips/stocks or those flared at the base are not allowed nor is tape on the grip or any substance (except sweat preventers) which results in a sticky surface to the grip or hand.

Triggers:

Revolvers - If the revolver has single-action capability the single action trigger pull must be at least 2.5 lbs. (1135 g). A Trigger stop is allowed. All revolvers shall use double action on every stage except on 50 meters where single action is allowed.

Pistols - Trigger pull not less than 3 lbs. (1360 g) single action or for those of double action capability only. A trigger stop is allowed.

Holsters: Only conventional right or left-handed waist-belt holsters are allowed. For safety reasons, shoulder, cross draw, or holsters which require releasing by insertion of finger within the trigger guard will not be allowed. Holsters must completely cover the trigger.

Ready position: All series start with competitor in the standing position. Competitor's arms must be loosely at sides and hands may not touch the firearm or holster, before the targets start to turn or other fire commands are given.

Revolvers loaded, but not cocked and holstered in a conventional right- or left-handed holster. Semi-automatic pistols may not be holstered with a round in the chamber in a conventional right- or left-handed holster. The pistols' hammer may be cocked and loaded magazines inserted.

Positions:


Sitting

The buttocks must be on the ground with the body facing the target. Hand may be extended to rear for support, elbow may not touch the ground. Back cannot rest on the ground and one or both knees may be raised. Arm or arms, hand or hands may be supported on, or by the knees. The firearm may be held by one or both hands, but may not be supported or steadied by either foot. One or two hands may be used to hold the firearm. No part of the firearm may touch the ground, leg or the barricade.



Prone

Body extended on the ground parallel to the line of sight, head toward target. "Roll-over" prone position may be used as long as the body is extended on the ground generally parallel to the line of sight and the position does not interfere with another competitor. The revolver or pistol may not touch the ground, but may be supported by one or both hands which may touch the ground, and which are extended toward the target. The competitor assumes the prone position from the Sitting position and the revolver or pistol must remain pointing "down range" during the process of changing positions.



Standing with support

Standing behind a post: Both feet must be behind the line (which is either real or imaginary) extending from the firing line to the rear of the exposed or

shooting side of the post. No part of the firearm may touch the post. Shooting hand or firearm may be supported by the other hand. The test will be: if the support hand is removed, the firearm can still be fired. Left hand post must be fired before right hand post.



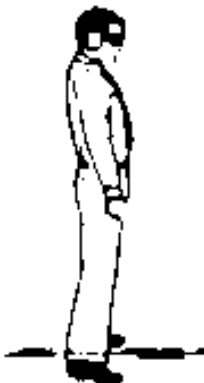
Left hand post: All shots must be fired around the left side of the post. Firearm must be held with the left hand and only the left trigger finger may be in the trigger guard.

Right hand post: All shots must be fired around the right side of the post. Firearm must be held with the right hand and only the right trigger finger may be in the trigger guard.



Standing without support

Standing with bent or straight legs, firearm held by one or both hands. All portions of the competitor's clothing, body and firearm clear of artificial support.




Kneeling

Kneeling on one knee, the other extended toward the target. Buttocks may be on heel or side of foot but cannot touch the ground. One arm may be supported on the forward knee. The firearm may be held by one or both hands.



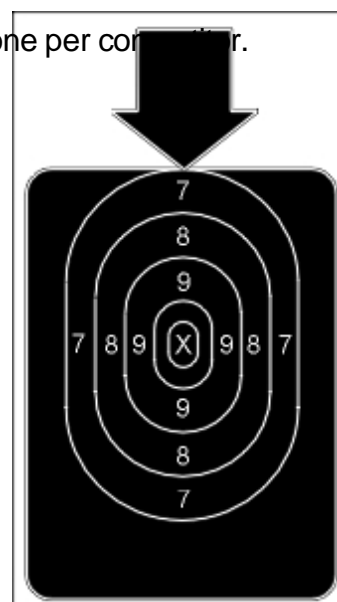
Kneeling on both knees, the buttocks clear of the ground but may rest on heels. The firearm may be held by one or both hands and one or both arms are to be extended without other support.



Kneeling on 50 meters line. Kneeling on both knees, the buttocks clear of the ground but may rest on heels. The firearm may be held by one or both hands, post may be used, fault line behind the post must not be observed.

Targets: HGW4 Sport Shooting PPC 1500 FULL, one per corner.

Size:	Target
Target Over All	580 x 1120
Black Area	560 x 840
X	50 x 75
10	100 x 150
9	200 x 300
8	300 x 450
7	400 x 600
Triangle of	250 x 100
Shaft of Arrow	150 x 155
Height of	19
Width of Lines	0.6 – 0.7
All measurements in : mm	



Ammunition: A minimum of 150 rounds of hand loaded or factory loaded ammunition, to be supplied by the competitor. No high speed or magnum ammunition will be allowed. All ammunition must be loaded for and produce sufficient velocity to pass through the target and the backer. Shots which do not pass through the target and the backer will be scored as misses. All loading of rounds will be contained in the competitor's pocket, cartridge belt, mechanical loaders from belt pouches or magazines from a magazine belt pouches.

Course of Fire

Sighting series – Unlimited warm-up shots in 2 minutes and 45 seconds on 50 meters and in 2 minutes and 45 seconds on 25 meters. Telescopes or binoculars may be used for spotting. Other than the sighting series no telescope or binoculars are allowed.

During the sighting series, it is advisable for all competitors to shoot until their firearm is empty and returned to their holster, before using either their telescope or binoculars.

However, an allowance can be made for competitors wishing to see where they are shooting while their firearm is still loaded in-between sighting shots, provided that:

their hammer is down and their revolver is returned to their holster only;
or
their slide is forward, their hammer down and their pistol is returned to their holster only.

Firearms may not be placed on the ground or anywhere except in the holster or held in hand during the warm-up stage, in order for competitors to use their telescope or binoculars. The pistol's safety may also not be used.

Match 1

Stage 1: 7M 12 shots in 20 seconds (to include reloading of 6 rounds). Each shot fired double action only from the standing without support position.

Stage 2: 15M 12 shots in 20 seconds (to include reloading of 6 rounds). Each shot fired double action only from the standing without support position. **Score/Change Target.**

Match 2 25M 18 shots in 90 seconds (1 minute 30 seconds - all reloading must take place after changing positions)

6 shots kneeling - barricade not to be used;

6 shots left hand, left side of barricade, standing with support - barricade must be used;

6 shots right hand, right side of barricade, standing with support barricade must be used.

All shots to be fired double action only.

Score/Change Target

Match 3 50M 24 shots in 165 seconds (2 minutes 45 seconds - all reloading must take place after changing positions)

6 shots sitting;

6 shots prone (if prone is not possible, weakest shooting position/hand standing from the barricade must be used);

6 shots left hand, left side of barricade, standing with support - barricade must be used;

6 shots right hand, right side of barricade, standing with support barricade must be used. Shots can be fired double or single action.

Score/Change Target.

Match 4 25M Two stages of 12 shots in 35 seconds (to include reloading of 6 rounds). Each shot fired double action only from the standing without support position. **Score/Change Target.**

Match 5:

Stage 1: 7M 12 shots in 20 seconds (to include reloading of 6 rounds). Each shot fired double action only from the standing without support position.

Stage 2: 5M 18 shots in 90 seconds (1 minute 30 seconds - all reloading must take place after changing positions)
6 shots kneeling;
6 shots left hand, left side of barricade, standing with support - barricade must be used;
6 shots right hand, right side of barricade, standing with support - barricade must be used.
All shots to be fired double action only.

Score/Change Target

Stage 3: 5M 24 shots in 165 seconds (2 minutes 45 seconds - all reloading must take place after changing positions).
6 shots sitting;
6 shots prone (if prone is not possible, weakest shooting position/hand standing from the barricade must be used);
6 shots left hand, left side of barricade, standing with support - barricade must be used;
6 shots right hand, right side of barricade, standing with support

- barricade must be used. Shots can be fired double or single action.

Stage 4: 5M **Score/Change Target.**

M

Malfunctions: Other than defective targets, target mechanisms, range failures or range malfunctions, there are no allowances for malfunctions and no competitor will be allowed to re-fire because of a disabled pistol, a defective cartridge or any shooter or firearm related malfunction.

Distinguished Revolver

Firearms: A factory manufactured revolver, with no internal or external modifications, capable of chambering and firing standard .38 special loads. All revolvers must be as manufactured and sold by the factory of origin and be able to use double action on every stage, except on 50 meters, where single action is allowed. Except as provided for below, no parts may be removed from the revolver, either externally or internally, nor may any be added. Barrel length not to exceed 6 inches (153 mm). Chamfered cylinders are allowed.

Sights: Fixed or adjustable rear sights may be used, as delivered by the original manufacture. An adjustable front sight is not allowed and front sight may not extend beyond the front of the barrel. Orthoptics, hooded or telescope sights are not allowed.

Grips: Orthopedic and target type as well as weighted grips are not allowed. Grips may be modified or changed because of the size of a competitor's hands or to facilitate loading. Finger groove and slip on grips are allowed. Thumb rest grips/stocks or those flared at the base are not allowed nor is tape on the grip or any substance (*except sweat preventers*) which results in a sticky surface to the grip or hand. Size of grips may not exceed the following measure: base 45 x 60 mm, high 120 mm.

Triggers: Must have single and double action capability and must be capable of lifting 2.5 lbs (1 135g) when firearm is cocked for single action firing. Triggers will be weighed. Any trigger, sold by the original manufacturer of the revolver, without modification, may be used. The honing of the sear or sear notch in the hammer to make a more crisp trigger pull and smooth the action and/or to maintain the required minimum trigger pull is allowed.

Holsters: Only conventional right- or left-handed waist-belt holsters are allowed. For safety reasons, shoulder, cross draw, or holsters which require releasing by insertion of finger within the trigger guard will not be allowed. Holsters must completely cover the trigger.

Ready position: All series start with competitor in the standing position. Competitor's arms must be loosely at sides and hands may not touch the firearm or holster, before the targets start to turn or other fire commands are given. Revolvers must be loaded, but not cocked and holstered in a conventional right- or left-handed holster.

Positions:

Sitting - The buttocks must be on the ground with the body facing target. Hand may be extended to rear for support, elbow may not touch the ground. Back cannot rest on the ground and one or both knees may be raised. Arm or arms, hand or hands may be supported on, or by the knees. The firearm may be held by one or both hands, but may not be supported or steadied by either foot. One or two hands may be used to hold the firearm. No part of the firearm may touch the ground, leg or the barricade.

Prone - Body extended on the ground parallel to the line of sight, head toward target. "Roll-over" prone position may be used as long as the body is extended on the ground generally parallel to the line of sight and the position does not interfere with another competitor.

The revolver or pistol may not touch the ground, but may be supported by one or both hands which may touch the ground, and which are extended toward the target. The competitor assumes the prone position from the Sitting position and the revolver or pistol must remain pointing “down range” during the process of changing positions.

Standing with support

Standing behind a post: Both feet must be behind the line (which is either real or imaginary) extending from the firing line to the rear of the exposed or shooting side of the post. No part of the firearm may touch the post. Shooting hand or firearm may be supported by the other hand. The test will be: if the support hand is removed, the firearm can still be fired. Left hand post must be fired before right hand post.

Left hand post: All shots must be fired around the left side of the post. Firearm must be held with the left hand and only the left trigger finger may be in the trigger guard.

Right hand post: All shots must be fired around the right side of the post. Firearm must be held with the right hand and only the right trigger finger may be in the trigger guard.

Standing without support

Standing with bent or straight legs, firearm held by one or both hands. All portions of the competitor’s clothing, body and firearm clear of artificial support.

Kneeling

Kneeling on one knee, the other extended toward the target. Buttocks may be on heel or side of foot but cannot touch the ground. One arm may be supported on the forward knee. The firearm may be held by one or both hands.

Kneeling on both knees, the buttocks clear of the ground but may rest on heels. The firearm may be held by one or both hands and one or both arms are to be extended without other support.

Targets: HGW4 Sport Shooting PPC 1500 FULL, one per competitor.

Ammunition: A minimum of 60 rounds of hand loaded or factory loaded .38 special 158 grain SWC or RN ammunition to be supplied by the competitor. No wadcutter, high speed or magnum ammunition will be allowed. All ammunition must be loaded for and produce sufficient velocity to pass through the target and the backer. Shots which do not pass through the target and the backer will be scored as misses. All loading of rounds will be contained in the competitor’s pocket, cartridge belt, mechanical loaders from belt pouches or magazines from a magazine belt pouches.

10. **Course of Fire**

Sighting series – Unlimited warm-up shots in 2 minutes and 45 seconds on 50 meters only. Telescopes or binoculars may be used for spotting. Other than the sighting series no telescope or binoculars are allowed.

During the sighting series, it is advisable for all competitors to shoot until their firearm is empty and returned to their holster, before using either their telescope or binoculars.

However, an allowance can be made for competitors wishing to see where

they are shooting while their firearm is still loaded in-between sighting shots, provided that:

their hammer is down and their revolver is returned to their holster only; or their slide is forward, their hammer down and their pistol is returned to their holster only.

Firearms may not be placed on the ground or anywhere except in the holster or held in hand during the warm-up stage, in order for competitors to use their telescope or binoculars. The pistol's safety may also not be used.

Stage 1:	7 M	12 shots in 20 seconds (to include reloading of 6 rounds). Each shot fired double action only from the standing without support position.
Stage 2:	25 M	18 shots in 90 seconds (1 minute 30 seconds - all reloading must take place after changing positions) 6 shots kneeling - barricade not to be used; 6 shots left hand, left side of barricade, standing with support - barricade must be used; 6 shots right hand, right side of barricade, standing with support - barricade must be used. All shots to be fired double action only. Score/Change Target
Stage 3:	50 M	24 shots in 165 seconds (2 minutes 45 seconds - all reloading must take place after changing positions). 6 shots sitting; 6 shots prone (if prone is not possible, weakest shooting position/hand standing from the barricade must be used); 6 shots left hand, left side of barricade, standing with support - barricade must be used; 6 shots right hand, right side of barricade, standing with support - barricade must be used. Shots can be fired double or single action.
Stage 4:	25 M	6 shots in 12 seconds standing unsupported. Score/Change Target.

Malfunctions: Other than defective targets, target mechanisms, range failures or range malfunctions, there are no allowances for malfunctions and no competitor will be allowed to re-fire because of a disabled pistol, a defective cartridge or any shooter or firearm related malfunction.

General : The following are not allowed: trigger shoes; compensator; any external trigger stop device; use of any filler substance to make the front of the trigger smooth; filing or otherwise removing ridges on the trigger; filing or otherwise reducing the trigger width or length, tape on stocks, thumb rests or stocks flared at the base. Any substance (except sweat preventers) which results in a sticky surface to the stock or hand. Specifically prohibited is any system of recoil control based on compensators, barrel venting or barrel porting.

Distinguished Pistol

Firearms: Factory manufactured (catalogue item) center-fire semi-automatic pistol of .354 caliber or larger. Any accessories, parts and components which are manufactured to duplicate, in materials, shape and dimensions, the original as offered by any of the manufacturers of the pistol, will be accepted. No external modifications are permitted. Barrel length not to exceed 5 inches (127 mm). Replacement barrels cannot be longer than the original.

Sights: Fixed or adjustable rear sights may be used, as delivered by any manufacture. Front sight may not extend beyond the front of the slide. Orthoptics, hooded or telescope sights are not allowed.

Grips: Orthopedic and target type as well as weighted grips are not allowed. Grips may be modified or changed because of the size of a competitor's hands or to facilitate loading. Finger groove and slip on grips are allowed. Thumb rest grips/stocks or those flared at the base are not allowed nor is tape on the grip or any substance (*except sweat preventers*) which results in a sticky surface to the grip or hand.

Triggers: Trigger pull not less than 3 lbs. (1360 g) single action or for those of double action capability only.

Holsters: Only conventional right- or left-handed waist-belt holsters are allowed. For safety reasons, shoulder, cross draw, or holsters which require releasing by insertion of finger within the trigger guard will not be allowed. Holsters must completely cover the trigger.

Ready position: All series start with competitor in the standing position. Competitor's arms must be loosely at sides and hands may not touch the firearm or holster, before the targets start to turn or other fire commands are given. Semi-automatic pistols may not be holstered with a round in the chamber in a conventional right- or left-handed holster. The pistols' hammer may be cocked and loaded magazines inserted.

Positions:

Sitting - The buttocks must be on the ground with the body facing target. Hand may be extended to rear for support, elbow may not touch the ground. Back cannot rest on the ground and one or both knees may be raised. Arm or arms, hand or hands may be supported on, or by the knees. The firearm may be held by one or both hands, but may not be supported or steadied by either foot. One or two hands may be used to hold the firearm. No part of the firearm may touch the ground, leg or the barricade.

Prone - Body extended on the ground parallel to the line of sight, head toward target. "Roll-over" prone position may be used as long as the body is extended on the ground generally parallel to the line of sight and the position does not interfere with another competitor. The pistol may not touch the ground, but may be supported by one or both hands which may touch the ground, and which are extended toward the target. The competitor assumes the prone position from the Sitting position and the revolver or pistol must remain pointing "down range" during the process of changing positions.

Standing with support

Standing behind a post: Both feet must be behind the line (which is either real or imaginary) extending from the firing line to the rear of the exposed or shooting side of the post. No part of the firearm may touch the post. Shooting hand or firearm may be supported by the other hand. The test will be: if the support hand is removed, the firearm can still be fired. Left hand post must be fired before right hand post.

Left hand post: All shots must be fired around the left side of the post. Firearm must be held with the left hand and only the left trigger finger may be in the trigger guard.

Right hand post: All shots must be fired around the right side of the post. Firearm must be held with the right hand and only the right trigger finger may be in the trigger guard.

Standing without support

Standing with bent or straight legs, firearm held by one or both hands. All portions of the competitor's clothing, body and firearm clear of artificial support.

Kneeling

Kneeling on one knee, the other extended toward the target. Buttocks may be on heel or side of foot but cannot touch the ground. One arm may be supported on the forward knee. The firearm may be held by one or both hands.

Kneeling on both knees, the buttocks clear of the ground but may rest on heels. The firearm may be held by one or both hands and one or both arms are to be extended without other support.

Targets: HGW4 Sport Shooting PPC 1500 FULL, one per competitor.

Ammunition: A minimum of 60 rounds of hand loaded or factory loaded .354 caliber or larger ammunition, to be supplied by the competitor. No high speed or magnum ammunition will be allowed. All ammunition must be loaded for and produce sufficient velocity to pass through the target and the backer. Shots which do not pass through the target and the backer will be scored as misses. All loading of rounds will be contained in the competitor's pocket, cartridge belt, mechanical loaders from belt pouches or magazines from a magazine belt pouches.

Course of Fire

Unlimited warm-up shots in 2 minutes and 45 seconds on 50 meters only. Telescopes or binoculars may be used for spotting. Other than the sighting series no telescope or binoculars are allowed.

During the sighting series, it is advisable for all competitors to shoot until their firearm is empty and returned to their holster, before using either their telescope or binoculars.

However, an allowance can be made for competitors wishing to see where they are shooting while their firearm is still loaded in-between sighting shots, provided that:

their hammer is down and their revolver is returned to their holster only;
or

their slide is forward, their hammer down and their pistol is returned to their holster only.

Firearms may not be placed on the ground or anywhere except in the holster or held in hand during the warm-up stage, in order for competitors to use their telescope or binoculars. The pistol's safety may also not be used.

Stage 1:	7 M	12 shots in 20 seconds (to include reloading of 6 rounds). Each shot fired double action only from the standing without support position.
Stage 2:	25 M	18 shots in 90 seconds (1 minute 30 seconds - all reloading must take place after changing positions) 6 shots kneeling - barricade not to be used; 6 shots left hand, left side of barricade, standing with support - barricade must be used; 6 shots right hand, right side of barricade, standing with support - barricade must be used. All shots to be fired double action only. Score/Change Target
Stage 3:	50 M	24 shots in 165 seconds (2 minutes 45 seconds - all reloading must take place after changing positions) 6 shots sitting; 6 shots prone (if prone is not possible, weakest shooting position/hand standing from the barricade must be used); 6 shots left hand, left side of barricade, standing with support - barricade must be used; 6 shots right hand, right side of barricade, standing with support - barricade must be used. Shots can be fired double or single action.
Stage 4:	25 M	6 shots in 12 seconds standing unsupported. Score/Change Target.

Malfunctions: Other than defective targets, target mechanisms, range failures or range malfunctions, there are no allowances for malfunctions and no competitor will be allowed to re-fire because of a disabled pistol, a defective cartridge or any shooter or firearm related malfunction.

General: Specifically prohibited are full-length Bo-Mar type ribs on the slide, trigger shoes, any system of recoil control based on compensators, barrel venting, or weighted grips or grip panels.

Open Match

Firearms:

Revolvers - A revolver chambered to fire center-fire cartridges .32 caliber or larger. There are no restrictions on the barrel.

Pistols - Center-fire semi-automatic pistols of .354 caliber or larger. There are no restrictions on the barrel.

Sights: No restrictions other than possibly the national firearm laws. Optical or electronic, fixed or adjustable. Front sight may not extend beyond the muzzle.

Grips: Orthopedic and target type as well as weighted grips are not allowed. Grips may be modified or changed because of the size of a competitor's hands or to facilitate loading. Finger groove and slip on grips are allowed. Thumb rest grips/stocks or those flared at the base are not allowed nor is tape on the grip or any substance (except sweat preventers) which results in a sticky surface to the grip or hand

Triggers:

Revolvers - If the revolver has single-action capability the single action trigger pull must be at least 2.5 lbs. (1135 g). A Trigger stop is allowed. All revolvers shall use Double action on every stage except on 50 meters where single action is allowed.

Pistols - Trigger pull not less than 3 lbs. (1360 g) single action or for those of double action capability only.

Holsters: Only conventional right- or left-handed waist-belt holsters are allowed. For safety reasons, shoulder, cross draw, or holsters which require releasing by insertion of finger within the trigger guard will not be allowed. Holsters must completely cover the trigger.

Ready position: All series start with competitor in the standing position. Competitor's arms must be loosely at sides and hands may not touch the firearm or holster, before the targets start to turn or other fire commands are given. Revolvers must be loaded, but not cocked and holstered in a conventional right- or left-handed holster. Semi-automatic pistols may not be holstered with a round in the chamber in a conventional right- or left-handed holster. The pistols' hammer may be cocked and loaded magazines inserted.

Positions:

Sitting - The buttocks must be on the ground with the body facing target. Hand may be extended to rear for support, elbow may not touch the ground. Back cannot rest on the ground and one or both knees may be raised. Arm or arms, hand or hands may be supported on, or by the knees. The firearm may be held by one or both hands, but may not be supported or steadied by either foot. One or two hands may be used to hold the firearm. No part of the firearm may touch the ground, leg or the barricade.

Prone - Body extended on the ground parallel to the line of sight, head toward target. "Roll-over" prone position may be used as long as the body is extended on the ground generally parallel to the line of sight and the position does not interfere with another competitor. The revolver or pistol may not touch the

ground, but may be supported by one or both hands which may touch the ground, and which are extended toward the target.

The competitor assumes the prone position from the Sitting position and the revolver or pistol must remain pointing “down range” during the process of changing positions.

Standing with support

Standing behind a post: Both feet must be behind the line (which is either real or imaginary) extending from the firing line to the rear of the exposed or shooting side of the post. No part of the firearm may touch the post. Shooting hand or firearm may be supported by the other hand. The test will be: if the support hand is removed, the firearm can still be fired. Left hand post must be fired before right hand post.

Left hand post: All shots must be fired around the left side of the post. Firearm must be held with the left hand and only the left trigger finger may be in the trigger guard.

Right hand post: All shots must be fired around the right side of the post. Firearm must be held with the right hand and only the right trigger finger may be in the trigger guard.

Standing without support

Standing with bent or straight legs, firearm held by one or both hands. All portions of the competitor’s clothing, body and firearm clear of artificial support.

Kneeling

Kneeling on one knee, the other extended toward the target. Buttocks may be on heel or side of foot but cannot touch the ground. One arm may be supported on the forward knee. The firearm may be held by one or both hands.

Kneeling on both knees, the buttocks clear of the ground but may rest on heels. The firearm may be held by one or both hands and one or both arms are to be extended without other support.

Targets: HGW4 Sport Shooting PPC 1500 FULL, one per competitor.

Ammunition: A minimum of 66 rounds of hand loaded or factory loaded ammunition, to be supplied by the competitor. No high speed or magnum ammunition will be allowed. All ammunition must be loaded for and produce sufficient velocity to pass through the target and the backer. Shots which do not pass through the target and the backer will be scored as misses. All loading of rounds will be contained in the competitor’s pocket, cartridge belt, mechanical loaders from belt pouches or magazines from a magazine belt pouches.

Course of Fire

Sighting series – Unlimited warm-up shots in 2 minutes and 45 seconds on 50 meters only. Telescopes or binoculars may be used for spotting. Other than the sighting series no telescope or binoculars are allowed.

During the sighting series, it is advisable for all competitors to shoot until their firearm is empty and returned to their holster, before using either their telescope or binoculars.

However, an allowance can be made for competitors wishing to see where they are shooting while their firearm is still loaded in-between sighting shots, provided that:

their hammer is down and their revolver is returned to their holster only; or their slide is forward, their hammer down and their pistol is returned to their holster only.

Firearms may not be placed on the ground or anywhere except in the holster or held in hand during the warm-up stage, in order for competitors to use their telescope or binoculars. The pistol's safety may also not be used.

Stage 1:	7 M	12 shots in 20 seconds (to include reloading of 6 rounds). Each shot fired double action only from the standing without support position.
Stage 2:	25 M	18 shots in 90 seconds (1 minute 30 seconds - all reloading must take place after changing positions) 6 shots kneeling - barricade not to be used; 6 shots left hand, left side of barricade, standing with support - barricade must be used; 6 shots right hand, right side of barricade, standing with support - barricade must be used. All shots to be fired double action only. Score/Change Target
Stage 3:	50 M	24 shots in 165 seconds (2 minutes 45 seconds - all reloading must take place after changing positions) 6 shots sitting; 6 shots prone (if prone is not possible, weakest shooting position/hand standing from the barricade must be used); 6 shots left hand, left side of barricade, standing with support - barricade must be used; 6 shots right hand, right side of barricade, standing with support - barricade must be used. Shots can be fired double or single action.
Stage 4:	25 M	6 shots in 12 seconds standing unsupported. Score/Change Target.

Malfunctions: Other than defective targets, target mechanisms, range failures or range malfunctions, there are no allowances for malfunctions and no competitor will be allowed to re-fire because of a disabled pistol, a defective cartridge or any shooter or firearm related malfunction.

General: Recoil control based on compensators, barrel venting or barrel porting is allowed.

Standard Revolver 4” (formerly known as Service Revolver)

Firearms: A factory manufactured revolver, with no external modifications, capable of chambering and firing standard .38 special loads. Barrel length not to exceed 4 inches (102 mm). Chamfered cylinders are allowed.

Sights: Fixed or adjustable rear sights may be used, as delivered by original manufacturer. An adjustable front sight is not allowed and front sight may not extend beyond the front of the slide. Orthoptics, hooded or telescope sights are not allowed.

Grips: Orthopedic and target type as well as weighted grips are not allowed. Grips may be modified or changed because of the size of a competitor's hands or to facilitate loading. Finger groove and slip on grips are allowed. Thumb rest grips/stocks or those flared at the base are not allowed nor is tape on the grip or any substance (*except sweat preventers*) which results in a sticky surface to the grip or hand. Size of grips may not exceed the following measure: base 45 x 60 mm, high 120 mm.

Triggers: Trigger pull not less than 2.5 lbs. (1135 g) single action or for those of double action capability only.

Holsters: Only conventional right- or left-handed waist-belt holsters are allowed. For safety reasons, shoulder, cross draw, or holsters which require releasing by insertion of finger within the trigger guard will not be allowed. Holsters must completely cover the trigger.

Ready position: All series start with competitor in the standing position. Competitor's arms must be loosely at sides and hands may not touch the firearm or holster, before the targets start to turn or other fire commands are given. Revolvers must be loaded, but not cocked and holstered in a conventional right- or left-handed holster.

Positions:

Standing with support

Standing behind a post: Both feet must be behind the line (which is either real or imaginary) extending from the firing line to the rear of the exposed or shooting side of the post. No part of the firearm may touch the post. Shooting hand or firearm may be supported by the other hand. The test will be: if the support hand is removed, the firearm can still be fired. Left hand post must be fired before right hand post.

Left hand post: All shots must be fired around the left side of the post. Firearm must be held with the left hand and only the left trigger finger may be in the trigger guard.

Right hand post: All shots must be fired around the right side of the post. Firearm must be held with the right hand and only the right trigger finger may be in the trigger guard.

Standing without support

Standing with bent or straight legs, firearm held by one or both hands. All portions of the competitor's clothing, body and firearm clear of artificial support.

Kneeling

Kneeling on one knee, the other extended toward the target. Buttocks may be on heel or side of foot but cannot touch the ground. One arm may be supported on the forward knee. The firearm may be held by one or both hands. **Kneeling on both knees, the buttocks clear of the ground but may rest on heels.** The firearm may be held by one or both hands and one or both arms are to be extended without other support.

Targets: HGW4 Sport Shooting PPC 1500 FULL, one per competitor.

Ammunition: 48 rounds of hand or factory loaded .38 special 158 grain SWC or RN ammunition to be supplied by the competitor. No wadcutter, high speed or magnum ammunition allowed. All ammunition must be loaded for and produce sufficient velocity to pass through the target and the backer. Shots which do not pass through the target and the backer will be scored as misses. All loading of rounds will be contained in the competitor's pocket, cartridge belt, mechanical loaders from belt pouches or magazines from a magazine belt pouches.

Course of Fire

Stage 1:	3 M	6 shots in 8 seconds. Each shot fired double using strong hand only, from the standing support position.
Stage 2:	7M	12 shots in 20 seconds (to include reloading rounds). Each shot fired double action only the standing without support position. Score/Change Target
Stage 3:	15M	12 shots in 20 seconds (to include reloading of 6 rounds). Each shot fired double action only the standing without support position.
Stage 4:	25M	18 shots in 90 seconds (1 minute 30 seconds). Each shot fired double action only. 6 shots kneeling - barricade must be used; 6 shots left hand, left side of barricade, with support - barricade must be used; 6 shots right hand, right side of barricade, with support - barricade must be used; All shots to be fired double action only and no of the competitor's body may extend past the line or fault line (which is either real or in this match). Score Target.

Malfunctions: Other than defective targets, target mechanisms, range failures or range malfunctions, there are no allowances for malfunctions and no competitor will be allowed to re-fire because of a disabled pistol, a defective cartridge or any shooter or firearm related malfunction.

13. **General:** Specifically prohibited is any system of recoil control based on compensators, barrel venting or barrel porting. Also prohibited is any substance (except sweat preventers) which results in a sticky surface to the grip or hand. In determining whether a specific firearm meets the spirit and intent as well as the letter of this Rule, it should be remembered that this is meant to be a totally stock firearm.

Standard Semi-automatic Pistol (formerly known as Stock semi-auto pistol)

Firearms: Mass produced (at least 1,000 produced), factory manufactured (catalog item), center-fire semi-automatic pistol, .354 caliber or larger. Barrel length not to exceed 5.5 inches (140 mm).

Sights: For local conditions, fixed or adjustable rear sights, as delivered by any manufacture, may be used. **However, any adjustable rear sight will automatically place such a competitor in the High Master grading, while the normal grading will apply to competitors using fixed rear sights to compete with in the match.** An adjustable front sight is not allowed and front sight may not extend beyond the front of the slide. Orthoptics, hooded or telescope sights are not allowed.

Grips: Orthopedic and target type as well as weighted grips are not allowed. Grips may be modified or changed because of the size of a competitor's hands or to facilitate loading. Finger groove and slip on grips are allowed. Thumb rest grips/stocks or those flared at the base are not allowed nor is tape on the grip or any substance (*except sweat preventers*) which results in a sticky surface to the grip or hand.

Triggers: Trigger pull not less than 3 lbs. (1360 g) single action or for those of double action capability only.

Holsters: Only conventional right- or left-handed waist-belt holsters are allowed. For safety reasons, shoulder, cross draw, or holsters which require releasing by insertion of finger within the trigger guard will not be allowed. Holsters must completely cover the trigger.

Ready position: All series start with competitor in the standing position. Competitor's arms must be loosely at sides and hands may not touch the firearm or holster, before the targets start to turn or other fire commands are given. Semi-automatic pistols may not be holstered with a round in the chamber in a conventional right- or left-handed holster. The pistols' hammer may be cocked and loaded magazines inserted.

Positions:

Standing with support

Standing behind a post: Both feet must be behind the line (which is either real or imaginary) extending from the firing line to the rear of the exposed or shooting side of the post. No part of the firearm may touch the post. Shooting hand or firearm may be supported by the other hand. The test will be: if the support hand is removed, the firearm can still be fired. Left hand post must be fired before right hand post.

Left hand post: All shots must be fired around the left side of the post. Firearm must be held with the left hand and only the left trigger finger may be in the trigger guard.

Right hand post: All shots must be fired around the right side of the post. Firearm must be held with the right hand and only the right trigger finger may be in the trigger guard.

Standing without support

Standing with bent or straight legs, firearm held by one or both hands. All

portions of the competitor's clothing, body and firearm clear of artificial support.

Kneeling

Kneeling on one knee, the other extended toward the target. Buttocks may be on heel or side of foot but cannot touch the ground. One arm may be supported on the forward knee. The firearm may be held by one or both hands.

Kneeling on both knees, the buttocks clear of the ground but may rest on heels. The firearm may be held by one or both hands and one or both arms are to be extended without other support.

Targets: HGW4 Sport Shooting PPC 1500 FULL, one per competitor.

Ammunition: 48 rounds of hand or factory loaded .354 caliber or larger ammunition, to be supplied by the competitor. No wadcutter ammunition allowed. All ammunition must be loaded for and produce sufficient velocity to pass through the target and the backer. Shots which do not pass through the target and the backer will be scored as misses. All loading of rounds will be contained in the competitor's pocket, cartridge belt, mechanical loaders from belt pouches or magazines from a magazine belt pouches.

Course of Fire

Stage 1: 3M 6 shots in 8 seconds. Each shot fired using strong hand only, from the standing without support position.

Stage 2: 7M 12 shots in 20 seconds (to include reloading of 6 rounds). Each shot fired from the standing without support position.

Score/Change Target

Stage 3: 15M 12 shots in 20 seconds (to include reloading of 6 rounds). Each shot fired from the standing without support position.

Stage 4: 25M 18 shots in 90 seconds (1 minute 30 seconds)
6 shots kneeling - barricade must be used;
6 shots left hand, left side of barricade, standing with support - barricade must be used;
6 shots right hand, right side of barricade, standing with support - barricade must be used. No part of the competitor's body may extend past the limit line or fault line (which is either real or imaginary) in this match.

Score Target.

Malfunctions: Other than defective targets, target mechanisms, range failures or range malfunctions, there are no allowances for malfunctions and no competitor will be allowed to re-fire because of a disabled pistol, a defective cartridge or any shooter or firearm related malfunction.

General: The only modification or replacement part allowed is the magazine bumper pad. Specifically prohibited are external modifications except for those listed above. Specifically prohibited are full-length Bo-Mar type ribs on the slide, trigger shoes, extended slide release, extended magazine well funnel and any system of recoil control based on compensators, barrel venting or barrel porting, or weighted grips or grip panels.

The pistol must be equipped with standard issue or commercially procured grips of the same size and design. Finger groove and slip on grips are allowed. The grip may be modified or changed because of the size of a competitor's hand. Thumb rest grips/stocks or those flared at the base are not allowed nor is tape on the grips/stocks or any substance (except sweat preventers) which results in a sticky or dry surface to the grip or hand. In determining whether a specific firearm meets the spirit and intent as well as the letter of this Rule, it should be remembered that this is meant to be a totally stock firearm.

Standard Revolver 2.75” (formerly known as Off-duty revolver)

Firearms: A factory manufactured revolver, with no external modifications, capable of chambering and firing standard .38 special loads. Barrel length not to exceed 2,75 inches (70 mm). Chamfered cylinders are allowed.

Sights: Fixed or adjustable rear sights may be used, as delivered by original manufacturer. An adjustable front sight is not allowed and front sight may not extend beyond the front of the slide. Orthoptics, hooded or telescope sights are not allowed.

Grips: Orthopedic and target type as well as weighted grips are not allowed. Grips may be modified or changed because of the size of a competitor's hands or to facilitate loading. Finger groove and slip on grips are allowed. Thumb rest grips/stocks or those flared at the base are not allowed nor is tape on the grip or any substance (*except sweat preventers*) which results in a sticky surface to the grip or hand. Size of grips may not exceed the following measure: base 45 x 60 mm, high 120 mm.

Triggers: Trigger pull not less than 2.5 lbs. (1135 g) single action or for those of double action capability only.

Holsters: Only conventional right- or left-handed waist-belt holsters are allowed. For safety reasons, shoulder, cross draw, or holsters which require releasing by insertion of finger within the trigger guard will not be allowed. Holsters must completely cover the trigger.

Ready position: All series start with competitor in the standing position. Competitor's arms must be loosely at sides and hands may not touch the firearm or holster, before the targets start to turn or other fire commands are given. Revolvers must be loaded, but not cocked and holstered in a conventional right- or left-handed holster.

Positions:

Standing with support

Standing behind a post: Both feet must be behind the line (which is either real or imaginary) extending from the firing line to the rear of the exposed or shooting side of the post. No part of the firearm may touch the post. Shooting hand or firearm may be supported by the other hand. The test will be: if the support hand is removed, the firearm can still be fired. Left hand post must be fired before right hand post.

Left hand post: All shots must be fired around the left side of the post. Firearm must be held with the left hand and only the left trigger finger may be in the trigger guard.

Right hand post: All shots must be fired around the right side of the post. Firearm must be held with the right hand and only the right trigger finger may be in the trigger guard.

Standing without support

Standing with bent or straight legs, firearm held by one or both hands. All portions of the competitor's clothing, body and firearm clear of artificial support.

Kneeling

Kneeling on one knee, the other extended toward the target. Buttocks may be on heel or side of foot but cannot touch the ground. One arm may be supported on the forward knee. The firearm may be held by one or both hands.
Kneeling on both knees, the buttocks clear of the ground but may rest on heels. The firearm may be held by one or both hands and one or both arms are to be extended without other support.

Targets: HGW4 Sport Shooting PPC 1500 FULL, one per competitor.

Ammunition: 48 rounds of hand or factory loaded .38 special 158 grain SWC or RN ammunition to be supplied by the competitor. No wadcutter, high speed or magnum ammunition will be allowed. All ammunition must be loaded for and produce sufficient velocity to pass through the target and the backer. Shots which do not pass through the target and the backer will be scored as misses. All loading of rounds will be contained in the competitor's pocket, cartridge belt, mechanical loaders from belt pouches or magazines from a magazine belt pouches.

Course of Fire

Stage 1: 3 M 6 shots in 8 seconds. Each shot fired double action only from the standing without support position.

Stage 2: 7M 12 shots in 20 seconds (to include reloading of 6 rounds). Each shot fired double action only from the standing without support position.
 Score/Change Target

Stage 3: 15M 12 shots in 20 seconds (to include reloading of 6 rounds). Each shot fired double action only from the standing without support position.

Stage 4: 25M 18 shots in 90 seconds (1 minute 30 seconds)
 6 shots kneeling - barricade must be used;
 6 shots left hand, left side of barricade, standing with support - barricade must be used;
 6 shots right hand, right side of barricade, standing with support - barricade must be used;
 All shots to be fired double action only and no part of the competitor's body may extend past the limit line or fault line (which is either real or imaginary) in this match.
 Score Target.

Malfunctions: Other than defective targets, target mechanisms, range failures or range malfunctions, there are no allowances for malfunctions and no competitor will be allowed to re-fire because of a disabled pistol, a defective cartridge or any shooter or firearm related malfunction.

13. **General:** Specifically prohibited is any system of recoil control based on compensators, barrel venting or barrel porting. Also prohibited is any substance (except sweat preventers) which results in a sticky surface to the grip or hand. In determining whether a specific firearm meets the spirit and intent as well as the letter of this Rule, it should be remembered that this is meant to be a totally

stock firearm.

Standard Revolver 2.75" 5 shot (formerly known as Off-duty revolver 5 shot)

Firearms: A factory manufactured 5 shot revolver, with no external modifications, capable of chambering and firing standard .38 special loads. Barrel length not to exceed 2,75 inches (70 mm). Chamfered cylinders are allowed.

Sights: Fixed or adjustable rear sights may be used, as delivered by any manufacture. An adjustable front sight is not allowed and front sight may not extend beyond the front of the slide. Orthoptics, hooded or telescope sights are not allowed.

Grips: Orthopedic and target type as well as weighted grips are not allowed. Grips may be modified or changed because of the size of a competitor's hands or to facilitate loading. Finger groove and slip on grips are allowed. Thumb rest grips/stocks or those flared at the base are not allowed nor is tape on the grip or any substance (*except sweat preventers*) which results in a sticky surface to the grip or hand. Size of grips may not exceed the following measure: base 45 x 60 mm, high 120 mm.

Triggers: Trigger pull not less than 2.5 lbs. (1135 g) single action or for those of double action capability only.

Holsters: Only conventional right- or left-handed waist-belt holsters are allowed. For safety reasons, shoulder, cross draw, or holsters which require releasing by insertion of finger within the trigger guard will not be allowed. Holsters must completely cover the trigger.

Ready position: All series start with competitor in the standing position. Competitor's arms must be loosely at sides and hands may not touch the firearm or holster, before the targets start to turn or other fire commands are given. Revolvers must be loaded, but not cocked and holstered in a conventional right- or left-handed holster.

Positions:

Standing with support

Standing behind a post: Both feet must be behind the line (which is either real or imaginary) extending from the firing line to the rear of the exposed or shooting side of the post. No part of the firearm may touch the post. Shooting hand or firearm may be supported by the other hand. The test will be: if the support hand is removed, the firearm can still be fired. Left hand post must be fired before right hand post.

Left hand post: All shots must be fired around the left side of the post. Firearm must be held with the left hand and only the left trigger finger may be in the trigger guard.

Right hand post: All shots must be fired around the right side of the post. Firearm must be held with the right hand and only the right trigger finger may be in the trigger guard.

Standing without support

Standing with bent or straight legs, firearm held by one or both hands. All portions of the competitor's clothing, body and firearm clear of artificial support.

Kneeling

Kneeling on one knee, the other extended toward the target. Buttocks may be on heel or side of foot but cannot touch the ground. One arm may be supported on the forward knee. The firearm may be held by one or both hands.
Kneeling on both knees, the buttocks clear of the ground but may rest on heels. The firearm may be held by one or both hands and one or both arms are to be extended without other support.

Targets: HGW4 Sport Shooting PPC 1500 FULL, one per competitor.

Ammunition: 40 rounds of hand or factory loaded .38 158 grain SWC or RN ammunition to be supplied by the competitor. No wadcutter, high speed or magnum ammunition will be allowed. All ammunition must be loaded for and produce sufficient velocity to pass through the target and the backer. Shots which do not pass through the target and the backer will be scored as misses. All loading of rounds will be contained in the competitor's pocket, cartridge belt, mechanical loaders from belt pouches or magazines from a magazine belt pouches.

Course of Fire

Stage 1: 3M 5 shots in 8 seconds. Each shot fired double action only from the standing without support position.

Stage 2: 7M 10 shots in 20 seconds (to include reloading of 5 rounds). Each shot fired double action only from the standing without support position. **Score/Change Target**

Stage 3: 15M 10 shots in 20 seconds (to include reloading of 5 rounds). Each shot fired double action only from the standing without support position.

Stage 4: 25M 15 shots in 90 seconds (1 minute 30 seconds)
 5 shots kneeling - barricade must be used;
 5 shots left hand, left side of barricade, standing with support - barricade must be used;
 5 shots right hand, right side of barricade, standing with support - barricade must be used;
 All shots to be fired double action only and no part of the competitor's body may extend past the limit line or fault line (which is either real or imaginary) in this match. **Score Target.**

Malfunctions: Other than defective targets, target mechanisms, range failures or range malfunctions, there are no allowances for malfunctions and no competitor will be allowed to re-fire because of a disabled pistol, a defective cartridge or any shooter or firearm related malfunction.

General: Specifically prohibited is any system of recoil control based on compensators, barrel venting or barrel porting. Also prohibited is any substance (except sweat preventers) which results in a sticky surface to the grip or hand. In determining whether a specific firearm meets the spirit and intent as well as the letter of this Rule, it should be remembered that this is meant to be a totally stock firearm.

600 Match

1. Firearms:

Revolvers - A revolver chambered to fire center-fire cartridges .32 caliber or larger. Specifically prohibited is any system of recoil control based on compensators, barrel venting or barrel porting. Barrel length not to exceed 6 inches (153 mm).

Pistols - Center-fire semi-automatic pistols of .35 caliber or larger. Specifically prohibited is any system of recoil control based on compensators, barrel venting or barrel porting. Barrel length not to exceed 6 inches (153 mm).

Sights: Sights may be fixed or adjustable, front sight may not extend beyond the muzzle or the revolver barrel, the maximum sight radius to be no more than 8.5 inches (216 mm). Hooded or telescope sights prohibited. Sight guards may not extend rearward more than 2 inches (51 mm).

Grips: Orthopedic and target type as well as weighted grips are not allowed. Grips may be modified or changed because of the size of a competitor's hands or to facilitate loading. Finger groove and slip on grips are allowed. Thumb rest grips/stocks or those flared at the base are not allowed nor is tape on the grip or any substance (except sweat preventers) which results in a sticky surface to the grip or hand.

Triggers:

Revolvers - If the revolver has single-action capability the single action trigger pull must be at least 2.5 lbs. (1135 g). A Trigger stop is allowed. All revolvers shall use double action on every stage except on 50 meters where single action is allowed.

Pistols - Trigger pull not less than 3 lbs. (1360 g) single action or for those of double action capability only. A trigger stop is allowed.

Holsters: Only conventional right or left-handed waist-belt holsters are allowed. For safety reasons, shoulder, cross draw, or holsters which require releasing by insertion of finger within the trigger guard will not be allowed. Holsters must completely cover the trigger.

Ready position: All series start with competitor in the standing position. Competitor's arms must be loosely at sides and hands may not touch the firearm or holster, before the targets start to turn or other fire commands are given.

Revolvers loaded, but not cocked and holstered in a conventional right- or left- handed holster. Semi-automatic pistols may not be holstered with a round in the chamber in a conventional right- or left-handed holster. The pistols' hammer may be cocked and loaded magazines inserted.

Positions

Sitting - The buttocks must be on the ground with the body facing target. Hand may be extended to rear for support, elbow may not touch the ground. Back cannot rest on the ground and one or both knees may be raised. Arm or arms, hand or hands may be supported on, or by the knees. The firearm may be held by one or both hands, but may not be supported or steadied by either

foot. One or two hands may be used to hold the firearm. No part of the firearm may touch the ground, leg or the barricade.

Standing with support

Left hand post: All shots must be fired around the left side of the post. Firearm must be held with the left hand and only the left trigger finger may be in the trigger guard.

Right hand post: All shots must be fired around the right side of the post. Firearm must be held with the right hand and only the right trigger finger may be in the trigger guard.

Standing without support

Standing with bent or straight legs, firearm held by one or both hands. All portions of the competitor's clothing, body and firearm clear of artificial support.

Kneeling

Kneeling on one knee, the other extended toward the target. Buttocks may be on heel or side of foot but cannot touch the ground. One arm may be supported on the forward knee. The firearm may be held by one or both hands.

Kneeling on both knees, the buttocks clear of the ground but may rest on heels. The firearm may be held by one or both hands and one or both arms are to be extended without other support.

Targets: HGW4 Sport Shooting PPC 1500 FULL, one per competitor.

9. Ammunition:

60 rounds of hand loaded or factory loaded ammunition, to be supplied by the competitor. No high speed or magnum ammunition will be allowed. All ammunition must be loaded for and produce sufficient velocity to pass through the target and the backer. Shots which do not pass through the target and the backer will be scored as misses. All loading of rounds will be contained in the competitor's pocket, cartridge belt, mechanical loaders from belt pouches or magazines from a magazine belt pouches.

10. Course of Fire

Stage 1a:	7 M	6 shots in 8 seconds. Each shot fired double action
Stage 1b:	15M	12 shots in 20 seconds (to include reloading of 6 rounds). Each shot fired double action

the standing without support position.

Score/Change Target

Stage 2: 25M 24 shots in 120 seconds (2 minutes)

Revolvers each shot fired double action only. 6 shots sitting;

6 shots kneeling (if kneeling is not possible, substitute position will be standing unsupported);

6 shots left hand, left side of barricade, standing with support - barricade must be used;

6 shots right hand, right side of barricade, standing

with support - barricade must be used.

Score Target

Stage 3a: 25M 12 shots in 35 seconds (to include reloading of 6 rounds). Each shot fired double action only from the standing without support position.

Stage 3b: 25M 6 shots in 12 seconds.

Score Target.

General

Competitors Responsibility

The competitor is responsible to be familiar with the events course of fire and to present themselves to the firing line fully prepared to complete the event without unnecessary delay and inconvenience to fellow competitors.

Ear Protection

It is compulsory for all competitors and other personnel in the immediate vicinity of the firing line to wear ear plugs, ear muffs or similar ear protection.

Eye Protection

It is compulsory for all competitors and other personnel in the immediate vicinity of the firing line to wear shatterproof shooting glasses or similar eye protection.

No patches or other forms of covering are allowed to be placed over shatterproof shooting glasses. Eye patches, eye covers or similar are specifically prohibited, unless used to protect an injured eye while competing.

No ISSF type shooting glasses, mechanical iris, orthoptics, apertures or similar parts are allowed. Side blinders, blanking covers or ventilation covers are acceptable, provided it does not extend beyond the bridge of the competitors' nose or front edge of his/her shooting glasses.

Holsters

It is compulsory for all competitors when on the firing line to wear a suitable holster that will securely hold the firearm in place. If a suitable holster is not available then a secure container (e.g. gun bag, gun box) must be used to store the firearm throughout the course of fire.

Optical Devices

No optical devices (other than normal glasses worn for corrective eyesight purposes or sunglasses) will be permitted on the range during match firing for use by competitors. Optical devices have also been interpreted to prohibit the use of mechanical iris, eye patch, or eye cover. Only open sights are allowed, except for use on firearms in all the Optical Matches, where optical or electronic, fixed or adjustable sights, are allowed. Optical, mirror, telescopic, laser beam, electronically projected dots, etc., computerized sighting-aiming devices are prohibited for all the other Matches.

Dropped Ammunition and Other Equipment

Any equipment dropped on the ground, stays on the ground and may not be touched by the competitor. You may only retrieve that which was dropped on the ground after the command THE LINE IS CLEAR has been given. Dropped firearms can only be handled by or under the control of the Range Officer.

Ground Cloth

A ground cloth may be used provided it is not constructed or used in a manner to provide artificial rest or support. The thickness of the ground cloth as used is not to exceed 19 mm. Any ground cloth which is questionable should be submitted to the Match Director for a decision.

Range Control and Commands

Discipline

The safety of competitors, range personnel and spectators requires continuous attention by all to the careful handling of firearms and caution in moving about the range. Self-discipline is necessary on the part of all. Where such self-discipline is lacking it is the duty of range personnel to enforce discipline and the duty of competitors to assist in such enforcement.

Cylinders Open

Unless revolvers or pistols are holstered or cased, cylinders must be open at all times and/or slides locked open and magazine removed.

Revolvers or Pistols Unloaded

Revolvers or pistols will not be loaded until the competitor has taken position at his firing point and the command "LOAD" has been given.

Loaded Revolvers or Pistols

A revolver that has a cartridge in the cylinder shall be considered as being loaded. A semi-automatic pistol which has the slide in the closed position and/or magazine inserted will be considered as being loaded.

No revolver or pistol will be loaded until competitor has taken his place at the firing point and the command "LOAD" has been given by the Range Officer.

Cease Firing

All revolvers or pistols will be unloaded immediately upon command.

Not Ready

It is the duty of competitors to notify a Range Officer if not ready to fire at the time the Chief Range Officer asks, "IS THE LINE READY?" any competitor who is not ready or whose target is not in order will immediately raise his arm and call, "NOT READY ON TARGET...". Should the Chief Range Officer cause firing to proceed, the competitor concerned will be given an opportunity to fire his score in the earliest possible relay or by time extension in his relay. Failure of a competitor to notify the Range Officer that he is not ready forfeits his right to fire.

Loud Language

Loud and/or abusive language that disturbs the operation of the match or the competitors while firing is not permitted. Competitors, scorers, and Range Officers will limit their conversation directly behind the firing line to official business. Verbal abuse by competitors or verbal abuse of competitors by match officials are grounds for disqualification or replacement of those guilty of such action.

Delaying a Match

No competitor may delay the start of a match through tardiness in reporting or undue delay in preparing to fire.

Policing Range

It is the duty of competitors to police the firing points after the completion of each match before leaving the firing line. The Range Officer will supervise such policing and see that the firing points are kept clean.

Competitors Will Score

Competitors will act as Scorers when requested to do so by the Match Director, Chief Range Officer or if stated in the tournament program (except that no competitor will score his own target).

Repeating Commands

A Range Officer will repeat the Chief Range Officer's commands only when those commands cannot be clearly heard by competitors under his supervision.

Firing Line Commands**SHOOTERS TO THE LINE:**

When ready to start firing a match, the Chief Range Officer or other person giving firing line commands, calls the detail to the firing line. He then announces the match, detail, stage, position, number of rounds and time allowance.

LOAD AND HOLSTER:

The command will be given after having made sure that the range is clear.

IS THE LINE READY?

Any competitor who is not ready or whose target is not in order will immediately raise his arm and call NOT READY ON LINE...

THE LINE IS NOT READY:

The person giving the commands will immediately state, THE LINE IS NOT READY and then investigate the difficulty and assist in correcting it.

THE LINE IS READY:

If there is no response by any shooter or when the difficulty has been corrected the person giving the commands calls this command. The targets will be exposed or the signal to commence firing will be given in approximately 3 seconds.

COMMENCE FIRING:

That means to start firing without delay as timing of the string or stage is started. Commence Firing may be signaled verbally or by a short, sharp blast on a whistle, buzzer, signal-horn or when the targets start to turn.

CEASE FIRING:

The command is given at the end of the time limit for each string, stage or any other time he/she wishes all firing to cease. Firing must cease immediately. Even if a competitor is about to let off a carefully aimed shot he must hold his fire and open the cylinder of his revolver or lock the slide back and remove the magazine of the pistol. Failure to immediately obey this command is one of the worst infractions of range discipline. CEASE FIRING may be signaled verbally, by a short, sharp blast on a whistle, buzzer, signal-horn or by moving the targets out of view.

UNLOAD AND SHOW CLEAR:

On this command all Line Officers check their competitors to make sure each one obeys the command and order them to holster the firearm before signaling the person giving the commands that their portion of the firing line is clear.

THE LINE IS CLEAR:

When all Line Officers have given the signal their competitors have unloaded and holstered, the Chief Range Officer announces THE LINE IS CLEAR and follow this with the necessary instructions for removing or scoring targets, clearing the firing points of equipment or announcing the next detail.

Temporary Disability: Substitute Positions

Any shooter, who has a temporary physical disability which prevents the shooter from using a specified position as defined in these Rules, may assume a more difficult substitute position as follows:

The substitute position to be used at 25 yards/meters will be standing without Support;

The substitute position to be used at 50 yards/meters will be Standing Weak Hand Barricade, unless the shooter is unable to shoot with the weak hand in which case the shooter will shoot from the sitting position.

Any substitute position must conform to the rule which defines it. The Match Director must be informed of the substitute position, and may require that the substitute position be demonstrated so that the Match Director may be certain that it meets the definition of the appropriate rule.

Artificial support

Any supporting surface except the ground not specifically authorized for use in the Rules for the position prescribed is prohibited.

Digging or use of elbow or heel holes at the firing points or the use of depressions which form artificial support for the elbows, arms, or legs is prohibited.

Use of artificial support is prohibited except as individually authorized for the physically handicapped shooter. Equipment such as speed loader, ammunition pouches, holster, or any other equipment would be considered "Artificial Support" when it is positioned in a location so as to provide or give reasonable appearance of providing support.

It is the intent that clothing must be normal street or uniform type, which corresponds to the weather conditions during the competition involved. No clothing may be worn which will, in any manner, give the wearer artificial support. This includes shooting jackets, coats or vests, which have tightening devices intended to stiffen the body or tightening devices to stiffen the arm or lend support to the arm.

The term artificial support shall not apply to an elastic type strap or band that

is worn on the forearm and does not extend over the wrist or elbow joint.

This rule recognizes that such a strap or band when required merely allows a competitor to compete up to his normal ability and offers no advantage to a shooter with no physical problems.

Scoring and how to score NPA/PPC targets using plastic overlay scoring gauges

At the end of the stage, practice, match or series and upon command of the Presiding Range Officer ("PRO"), competitors may go forward to examine their targets, but may not touch them.

Targets may only be scored by the PRO, any other qualified Range Officer ("RO") present, a Stats Officer or another competitor. No competitor may score his own target.

Targets may be scored on the target frames, behind the competitors on the firing line or in the Statistical Office.

When targets are scored, the scorer records the hits and has the score accepted by the competitor. When completed, each target is then repaired using patches or its center replaced, where necessary. When completed, score cards must be signed by scorer and competitor.

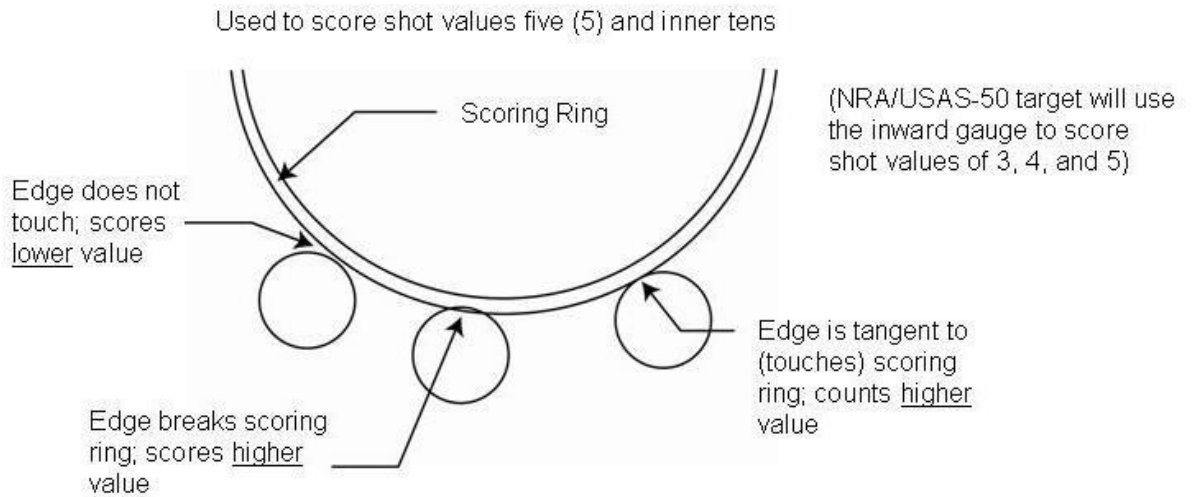
Plastic overlay scoring gauges should only be used to determine the value of shot holes where it is not clearly visible to the scorer as to whether they are touching the higher value scoring ring or not (the so-called close shots) and where differences might occur between the scorer and the competitor regarding the value of a shot.

In such instances, the calibre the competitor was using for the event should be ascertained, whereafter the center dot of the applicable calibre ring on the plastic overlay scoring gauge should be placed by the scorer centrally over the shot hole whose value requires to be determined.

If the leaded edge of the shot hole does not touch the outside of the scoring rings, the lower value must be given.

If the leaded edge of the shot hole touches the outside of the scoring rings, the higher value must be given.

If the leaded edge of the shot hole breaks the scoring rings, the higher value must be given.



In the case of keyhole or tipped shots the higher value is awarded if the leaded edge of the bullet hole touches the scoring ring of higher value even though the hole is elongated to the bullet's length rather than being a circle of the bullet's diameter.

In the case of skid shots the higher value is awarded if the leaded edge of the bullet hole touches the scoring ring of higher value, except the value of a skid shot may not be more than one ring higher than the original point of bullet contact with the target. The target shall be defined as the entire card or paper on which the scoring rings are printed but shall not include the backing. When the original point of bullet contact is outside the target card it will be scored as a miss. When the original point of bullet contact is on the target card but outside the scoring rings and the leaded edge of the bullet touches a scoring ring it will be given the value of the lowest scoring ring.

A shot hole must be scored as a hit provided that it measures no more than one and one-half ($1\frac{1}{2}$) times the diameter of the bullet used by the competitor. Any shot hole which is more than $1\frac{1}{2}$ times the diameter of the bullet (a skid or long shot) must be scored as a miss. The half-moon circles on top of the calibre rings on certain of the plastic overlay scoring gauges must be used for this purpose by placing the bottom section of the applicable calibre ring at the start of the skid or long shot. If the shot hole extends past the half-moon circle on top of the applicable calibre ring, it must be scored as a miss and if it does not, it must be scored as a hit.

When a bullet enters a target from the backside it will be scored as a miss.

If two scorers cannot agree on the value of a close shot, the PRO, another match official or Jury member should decide on the value of the shot.

Plug-type gauges may only be used by meeting officials. The plug type scoring gauge, if used, will remain in the shot hole until the shot value is agreed upon by the competitor and the scorer, or until removed after a challenge.

If the plug type scoring gauge is removed prior to an agreement of shot value, the shot hole may not be re-plugged and must be taken to a Jury.

When the target scoring rings are partially obliterated by shot groups of two or more shots or when two adjacent shot holes have a connecting tear in the target paper resulting in two scorers not agreeing on the value of the shots, the values of the shots in the partially obliterated scoring ring area shall be determined by authorized tournament scoring personnel or the Jury, when required. Plastic overlay gauges should be used as an aid for this purpose.

As a general rule only those hits which are visible will be scored. An exception will be made in the case where the groupings of 3 or more shots are so close that it is possible for a shot or shots to have gone through the enlarged hole without leaving a mark and there has been no evidence that a shot or shots have gone anywhere other than through the assigned target. In such a case, the competitor will be given the benefit of the doubt and scored hits for the non-visible shots on the assumption they passed through the enlarged hole. If such assumption should place a non-visible hit in either of 2 scoring rings, it is scored in the higher-valued ring.

When a bullet enters a target from the back it should be scored as a miss and a hole made by a ricochet bullet should also be scored as a miss. Hits outside the scoring rings should be scored as misses, any bullet which does not completely pass through the target should be scored as a miss and hits on the wrong or adjacent targets should also be scored as misses.

All shots fired by the competitor after he takes his position at the firing point will be counted in his score, even if accidentally discharged, provided that they are not either early or late shots. With the first round the competitor fired, the match will be scored and such score must be captured by the Stats Office. If a warm-up is offered, the match will be scored with the first round fired in the warm-up.

If a competitor fires fewer than the prescribed number of shots through his own fault and there are more hits on the target than the shots fired, he will be scored the number of shots of highest value equal to the number he fired and given a miss for each unfired shot.

The Range Officer must ensure that the targets for NPA and PPC matches are in an acceptable competition condition and should a competitor ask for a centre replacement, he should as far as possible, be accommodated. Should a centre replacement not have been effected and the targets only have been repaired by being patched, the competitor must be given the benefit of the doubt, should unidentifiable extra shots be found on his target. This excludes all shots fired by an adjacent or neighbouring competitor on the competitor's target(s), where the so-called cross-fire and excessive hits rules will apply.

Re-firing

No re-fires will be allowed for defective guns or ammunition or for other malfunctions of the shooter's equipment. A competitor may clear jams or malfunctions and replace the necessary cartridge(s) that have misfired or have been dropped, provided all safety requirements are met. Completing a string of fire in this manner will not constitute a re-fire. No additional time will be allowed. A loaded magazine can be substituted for the dropped cartridge(s) or in case of a misfire or malfunction.

When the firing of a string is interrupted by some occurrence which renders it

impossible for one or more competitors to complete the string under the conditions of the match, the Chief Range Officer will proceed as follows: Without being permitted to examine their targets, competitors in the relay who have been so prevented from completing their strings will be asked if they wish to re-fire or accept their score as fired. Targets will then be scored in the usual manner for all competitors except those who have elected to re-fire. Without being scored or otherwise examined, the targets of such competitors who have elected to re-fire will be pasted or replaced with new targets and a complete string will be fired and scored. Reasons authorizing this procedure are:

failure to allow full time,

failure of targets to operate properly or uniformly,

failure of the target to remain in position on the frame or carrier,

damage to the target rendering proper aiming or scoring impossible,

the appearance of some object in the line of fire constituting a hazard,

some incident involving a Range Officer or competitor on the firing line,

unintended moving of the target.

If, due to a target breakdown, faulty target operation or error, one or more competitors are allowed more time to complete the string, the Chief Range Officer will immediately order all such targets to be repaired, pasted or new targets installed, the fired target(s) will not be scored or examined and a complete new string will then be fired by the competitor(s) who were allowed extra time. If in the same relay some targets operate properly in accordance with the legal time limit, such targets will be scored in the usual manner and competitors firing on those targets will not be required or permitted to re-fire.

In the case of cross fires or excessive hits, the competitor whose target includes the cross fire or excessive hits, has the option of accepting the low scoring string(s) or re-firing the string(s). If the competitor re-fires, the original target with excessive hits shall be retained by the scorer, and on re-firing the competitor may not receive a score higher than the required number of hits of highest value on the original target. If the score on the re-fired target is higher than the required number of hits of highest value on the original target then the original target shall be scored using the appropriate hits of the highest value; but if the score on the re-fired target is not higher, then such re-fired score will be recorded.

Any shot which can be identified by the bullet hole as having been fired by another competitor, other than the competitor assigned to the target will be disregarded and will not be scored when after this procedure the number of visible hits is higher than the required number of hits on this target.

In the case of some accident involving a competitor on the firing line, such as being hit by lead or powder residue, that competitor must stop firing immediately. Any shots fired will be counted. The entire stage in which the incident occurred must be re-fired on the same target.

The lowest scoring shots, which constitute the complete string, will determine the competitor's score for that stage.

Excessive Hits

If more than the required number of hits appear on the target, any shot which can be identified by the bullet hole as having been fired by some competitor, other than the competitor assigned to that target or as having been fired in a previous string, will be disregarded and will not be scored.

If more than the required number of hits then remain on the target a complete new score may be fired in accordance with (b) of the re-firing rule above, except:

If all hits are equal value the score will be recorded as the required number of hits of that value.

If the competitor wishes to accept a score equal to the required number of hits of lowest value, he/she shall be allowed to do so.

If a competitor fires fewer than the prescribed number of shots through his/her own fault, and there should be more hits on the target than the shots fired, he/she will be scored the number of shots of highest value equal to the number he/she fired and given a miss for each unfired cartridge.

Competitors' grading

A competitor, competing for the first time, in any Competition, will shoot as a **bronze category shooter**. The score that he/she shoots in his/her first Competition will determine the category that he falls into.

Up-grading of competitors: A competitor, who shoots himself into a higher category, will immediately be promoted into such higher category by the Stats Officer
/the Statistical Office/Classification Officer.

Down-grading of competitors: A competitor that has, on a number of occasions, shot scores lower than his/her category in the last 12 months, can apply to the NPA/PPC Technical Committee to be downgraded into a category that is equal to the highest score he/she has shot in the last 12 month and pay the appropriate fee.

Penalties

Early or Late shots

By using turning targets early or late shots must be scored as a miss.

When fixed targets are used, early or late shots will be deducted from the competitor's target by scoring as misses the shots of highest value, equal to the number of shots fired in error.

Wrong positions

Each shot fired from a wrong shooting position must be deducted from the competitor's target by scoring as misses the shots of highest value, equal to the number of shots fired in error.

Fault Lines

Each shot fired whilst the competitor is in breach of the fault line rule must be deducted from the competitor's target by scoring as misses the shots of highest value, equal to the number of shots fired in error.

Number of rounds

Only the correct number of rounds is to be loaded for any series or practice. If a competitor has loaded more rounds than allowed for, a penalty of 10 points per extra round will be imposed. If there are further offences, the score for the series or practice will be disallowed. Only the correct number of rounds is to be fired for series or practice. If a competitor fired more rounds than allowed for at each appearance of the target, a penalty of 10 points will be deducted for each extra shot fired in the

series or practice, where the occurrence was noted.

Recording irregularities and penalties

The Range Officer is responsible for recording all late or early shots, position faults, warnings and penalties. Irregularities and penalties must be recorded on the applicable score cards or target(s), which must be forwarded to the Classification Office.

Ties

The term "match" as used in this section refers to all individual, team and aggregate matches and in all matches where the X is scored an X is a hit of highest value.

Team Matches

Ties in team matches will be ranked in the following order:
 by considering team score as though it was a single score fired by an individual.
 The same precedent applies as that indicated in the Breaking Ties Rule below.
 by highest individual aggregate score.
 by second highest individual aggregate score, etc.

Breaking Ties

When 2 or more competitors or teams have the same numerical score, tie scores will be ranked in the following order:

INDIVIDUAL AND TEAM MATCHES

By the greatest number of X's in that match.

By the fewest misses in that match.

By the fewest number of shots of the lowest value in that match.

By the fewest number of shots of the lower value in that match.

In a multi-stage match where targets are scored separately, follow the procedures (a) to (d) on the last fired target; by using reduced targets the last two fired targets.

Individual competitor ties which cannot be broken will be resolved by the score of the next individual fired match or matches as necessary. For example, match #1 tie will be broken by match #2 score, etc.

The individuals aggregate score will be used to break the unbreakable individual competitor tie which cannot be broken in the last fired individual match included within the individual aggregate. Tie scores in an additional or supplemental match (such as the Standard Revolver 4" Match, the Distinguished Match or Standard Revolver 2,75" Match etc.) that cannot be broken by (a) through (e) will be broken by a shoot-off over the Standing Position Course Without Support at 25 meters (Match #4).

All scores tied numerically and tied with X's for places below the last award shall be listed with equal rank in alphabetical order using the competitor's family name.

Weighing of Triggers

Triggers must be safe, in the opinion of the PRO and triggers may be weighed with official trigger test weights, at the discretion of the Match Director, Official Referee, Jury or other Match Official. Failure of the trigger to meet the trigger pull specifications shall disqualify the competitor in matches previously fired.

While trigger pull is being weighed, the firearm shall be held with the barrel perpendicular to the horizontal surface on which test weight is supported. The rod or hook of test weight shall rest as near the middle of the curve in curved triggers or on a point approximately in the middle from lower end of straight triggers.

To pass the weight test, a weight of the correct number of pounds shall be lifted by the gun's trigger while all safety devices are in firing position from the horizontal surface on which it is resting, until the weight hangs free and without releasing the trigger.

Revolvers and/or pistols must be unloaded while trigger is being weighed. Competitors will be permitted to adjust triggers which have failed to pass the weight test provided they do not occasion any delay. Failure of trigger to pass the weight test is the competitor's responsibility.

Triggers will be weighed at all Provincial and National Championships.

Disqualification

The Match Director, Official Referee or Jury upon proper presentation of evidence, may disqualify any competitor or order his expulsion from the Range for violation of Rules or for other conduct they consider discreditable or unsafe.

Unsafe or incompetent handling of any firearm during any match or tournament will not be tolerated and may result in disqualification from a match or from an entire tournament. A tournament official may stop a competitor during a string of fire in order to ensure the safety of competitors or equipment.

Competitors will be disqualified from a match or the entire championship for which the Range Officer deems to be

Example of unsportsmanlike conduct includes but is not limited to cheating, dishonesty, failing to comply with the reasonable directions of a behaviour likely to bring the sport into

Safety Violations

Any of the following safety violations may result in disqualification from a match. An accumulation of two (2) such safety violations in any single match requires automatic disqualification from that match and may result in disqualification from the tournament.

Pointing a loaded firearm up range or at a competitor or range personnel.

Dropping of an unloaded firearm.

Leaving the firing line with a loaded firearm.

Picking up a dropped firearm, except under the direction of a tournament official.

Any accidental discharge. This does not include rounds fired down range over the established time limit, but does include discharges while loading or clearing a firearm.

Taking ammunition into a safety set-up zone and handling of ammunition in such a zone.

Any other action which a tournament official reasonably believes constitutes unsafe or incompetent gun handling, which in any way poses a potential danger to

any person or which evidences a reckless or negligent disregard for commonly recognized safety practices.

Disqualification Violations

The commission of a disqualification violation in any match requires automatic disqualification from that match and may result in disqualification from the tournament. Disqualification violations include, but are not necessarily limited to, the following:

Pointing a loaded firearm up range or at a competitor or range personnel. This violation will result in the immediate disqualification from the match and the Tournament. The offender should be escorted from the range at the earliest possible moment. This kind of behaviour will not be tolerated under any circumstances.

Dropping a loaded firearm.

Placing a loaded firearm in the holster other than after the command "LOAD" for the start of a Match or Stage.

Any shot in the holster, into a post, into the ground less than six (6) feet down range from the firing line, into the air or which strikes a side wall/beam or ceiling.

The consumption of or being under the influence of alcoholic beverages or drugs while competing in a match or tournament.

Taking ammunition into a safety set-up zone and handling of ammunition in such a zone.

Any other action which a tournament official reasonably believes constitutes unsafe or incompetent gun handling and which poses a danger to any person or which evidences a reckless disregard for the safety of self or others.

Disorderly conduct or intoxication is strictly prohibited on the range and anyone guilty of same will be expelled from the range. Expelled competitors will be disqualified from the competition with no return of entry fees.

No competitor shall cause any range equipment to become damaged through a deliberate act and any guilty of same will be expelled without a warning from the range. Expelled competitors will be disqualified from the competition with no return of entry fees.

Consequence of Disqualification

Any competitor disqualified as described above shall be considered as having completed that match or tournament and shall be placed at the bottom of the list of finishing competitors for ranking purposes.

Achieving National Colours for NPA Discipline

The avenue for those who focus on NPA disciplines for achieving National Colours is to take the sum of the following 3 events;

Police B

Service B

PP2

The total of the 3 events is 1020 points. These are the events that we compete against the German team when we are overseas. The 97% of 1020 equates to 990.

If anyone achieves this total in an official provincial or national championship not a postal then they are eligible for National Colours when selected to shoot in an international championship.

Achieving National Colours for PPC Discipline

The avenue for those who focus on PPC disciplines for achieving National Colours is to achieve a minimum of 1456 out of 1500 for either the 1500 Revolver or 1500 Pistol events.

If anyone achieves this total in an official provincial or national championship not a postal then they are eligible for National Colours when selected to shoot in an international championship.